



CERAMICHE MARINER S.P.A. Via Fiandre, 28 - 42014 Castellarano (RE) Italy  
Tel. +39 0536 858266 info@cermariner.it [www.cermariner.it](http://www.cermariner.it)



GENERAL CATALOGUE 2024



GENERAL CATALOGUE 2024





## NUOVE CERTIFICAZIONI NEW CERTIFICATIONS

### PARITÀ

Si tratta di una certificazione che le aziende più virtuose possono ottenere da enti accreditati, i quali verificano la gestione dell'azienda in linea con i principi di parità di genere, come equità retributiva, pari politiche di formazione e avanzamento di carriera, attenzione alla genitorialità e luogo di lavoro adeguato.

UNI/PDR125:2022



### GENDER EQUALITY

This is a certification that the most virtuous companies will be able to request from accredited certification bodies, to certify the compliance of the business organization with the principles of gender equality, such as pay equity, equal training policies and career advancement, attention to parenting, adequate workplace.

### ENERGIA

Definisce un quadro di gestione dell'energia per stabilire politiche, processi, procedure e compiti specifici per raggiungere gli obiettivi energetici di un'organizzazione. Questo documento fornisce i requisiti per un processo sistematico, basato sui dati raccolti e concentrato su un continuo miglioramento delle prestazioni energetiche.

ISO 50001



### ENERGY

It then defines an energy management framework to establish specific energy policies, processes, procedures and tasks to meet an organisation's energy objectives. This document provides requirements for a systematic process, based on collected data and focused on continuous improvement of energy performance.

### SICUREZZA

Questa certificazione ha l'obiettivo finale di aiutare le aziende a fornire un ambiente di lavoro sicuro e sano per i propri dipendenti e tutti coloro che lo frequentano. Ciò può essere ottenuto controllando i fattori che potrebbero potenzialmente portare a lesioni, malattie e, in situazioni estreme, persino alla morte. Di conseguenza, la ISO 45001 lo è uno strumento fondamentale nella riduzione di tutti i fattori dannosi o che potrebbero costituire un grave pericolo per il benessere fisico e/o mentale dei/delle lavoratori / lavoratrici.

ISO 45001



### SECURITY

Has the ultimate goal of helping companies provide a safe and healthy working environment for their employees and all those who visit the workplace. This can be achieved by controlling factors that could potentially lead to injury, illness and, in extreme situations, even death. Consequently, ISO 45001 is concerned with mitigating all factors that are harmful or pose a danger to the physical and/or mental well-being of workers.

### QUALITÀ

La certificazione di qualità è quel percorso, volontario, intrapreso dalla nostra azienda per fornire garanzie in più ai nostri clienti, fornitori e collaboratori sull'affidabilità e la qualità dei prodotti da noi realizzati. Si vuole valorizzare la qualità e l'origine dei prodotti realizzati, focalizzare l'attenzione nei confronti dei clienti, delle loro richieste e delle loro aspettative e implementare i processi alla ricerca di una sempre più alta qualità.

ISO 9001



### QUALITY

Quality certification is the voluntary path undertaken by our company to provide additional guarantees to our customers, suppliers and collaborators on the reliability and quality of the products we produce. We aim to enhance the quality and origin of the products made, focus attention on customers, their requests and expectations and implement processes in search of increasingly high quality.

### AMBIENTE

Il Sistema di Gestione Ambientale è l'insieme dei processi, dei procedimenti, degli strumenti, formalizzati al fine di rispondere ai requisiti richiesti dalle norme di riferimento (ISO 14001 ed EMAS). Sono strumenti utili per lo sviluppo sostenibile, sono un impegno concreto per limitare gli impatti ambientali diretti (derivanti dalle proprie attività) e indiretti (aspetti ambientali sui quali possono esercitare una certa influenza), migliorare l'abbattimento delle emissioni, incentivare il riciclaggio e le buone pratiche ambientali. Impegno principale dell'organizzazione certificata infatti è la politica del miglioramento continuo delle proprie prestazioni ambientali.

ISO 14001



### ENVIROMENTS

The Environmental Management System is the set of processes, procedures and tools, formalized in order to meet the requirements required by the reference standards (ISO 14001 and EMAS). They are useful tools for a sustainable development, they are a concrete commitment to limit direct (deriving from one's own activities) and indirect (environmental aspects on which they can have a certain influence) environmental impacts, improve the reduction of emissions, encourage recycling and good environmental practices. In fact, the main commitment of the certified organization is the policy of continuous improvement of its environmental performance.





IN ORDINE ALFABETICO IN ALPHABETICAL ORDER

## PAVIMENTI E RIVESTIMENTI

FLOOR AND WALL TILES

'900 20x20	110
Absolute	68
120x120 . 60x120 . 20x120 . 80x80 . 40x80 . 60x60 . 30x60 . 10x30	
Affreschi 60x120	08
Axis	244
30x120 . 20x120 . 15x60	
Boston	94
60x120 . 80x80 . 40x80 . 60x60 . 30x60 . 30x30	
Cool 120x120 . 60x120 . 60x60 . 30x60	56
Duecento25 7,5x30	20
Garden	180
20x40 . 20x20	
Imperium 60x120 . 60x60 . 30x60 . 30x30 . 10x30	226
Lapis	162
40x60 . 40x40 . 20x40 . 20x20	
Origin 60x120 . 60x60 . 30x60 . 10x30	216
Petrified Wood 60x120 . 20x120 . 30x60 . 10x30	204
Planet 30x120 . 20x120	252
Reims	188
25x50 . 25x25	
Sanctuary 60x120	30
Shellstone	142
60x120 . 60x60 . 30x60 . 30x30 . 10x30	
Star 60x120 . 60x60 . 30x60 . 10x30	154
Stone Wave	172
30x60	
Theatro	82
60x120 . 80x80 . 40x80 . 60x60 . 30x60 . 30x30 . 10x30	
Theory	44
120x120 . 60x120 . 60x60 . 30x60 . 30x30 . 10x30	
Time	130
60x120 . 80x80 . 40x80 . 60x60 . 30x60 . 30x30 . 10x30	
Tongass	234
20x120	
Via Verdi	196
25x50 . 25x25	
Vintage 20x20	102
Wales	118
60x120 . 60x60 . 30x60 . 30x30 . 10x30	

## RIVESTIMENTI

WALL TILES

Absolute 30x90	272
Armor 25x75	314
Art 30x90	306
Boston 30x90	292
Boston 20x50	328
Cardoso 20x50	334
Cool 30x90	282
Pantone 2.0 30x90	260
Theatro 20x60	322
Time 20x60	342
Wallbrick 30x90	302

## INFO TECNICHE TECHNICAL INFO

Codici pezzi speciali Special trims codes	348
Nuovi imballi per cambio spessore New packaging for thickness change	350
Suggerimenti di posa Laying suggestions	352
Caratteristiche tecniche Technical characteristics	354
Condizioni generali di vendita General sale conditions	356
Istruzioni per la cura e la manutenzione Care and maintenance instructions	358
Certificazioni Certifications	360



PER EFFETTO BY LOOK

## CONCRETE & RESIN

'900 20x20	110
Absolute	68
120x120 . 60x120 . 20x120 . 80x80 . 40x80 . 60x60 . 30x60 . 10x30	
Absolute 30x90	272
Boston	94
60x120 . 80x80 . 40x80 . 60x60 . 30x60 . 30x30	
Boston 30x90	292
Boston 20x50	328
Boston 20x50	328
Cool 120x120 . 60x120 . 60x60 . 30x60	56
Cool 30x90	282
Sanctuary 60x120	30
Theatro	82
60x120 . 80x80 . 40x80 . 60x60 . 30x60 . 30x30 . 10x30	
Theatro 20x60	322
Vintage 20x20	102

## WOOD

Axis	244
30x120 . 20x120 . 15x60	
Planet 30x120 . 20x120	252
Tongass	234
20x120	

## MARBLE

Imperium 60x120 . 60x60 . 30x60 . 30x30 . 10x30	226
Origin 60x120 . 60x60 . 30x60 . 10x30	216
Petrified Wood 60x120 . 20x120 . 30x60 . 10x30	204

## BRICK

Duecento25 7,5x30	20
----------------------	----

## STONE

Garden	180
20x40 . 20x20	
Lapis	162
40x60 . 40x40 . 20x40 . 20x20	
Reims	188
25x50 . 25x25	
Shellstone	142
60x120 . 60x60 . 30x60 . 30x30 . 10x30	
Star 60x120 . 60x60 . 30x60 . 10x30	154
Stone Wave	172
30x60	
Theory	44
120x120 . 60x120 . 60x60 . 30x60 . 30x30 . 10x30	
Time	130
60x120 . 80x80 . 40x80 . 60x60 . 30x60 . 30x30 . 10x30	
Time 20x60	342
Via Verdi	196
25x50 . 25x25	
Wales	118
60x120 . 60x60 . 30x60 . 30x30 . 10x30	

## WALLPAPERS


Affreschi 60x120	08
---------------------	----

## CHROMATIC

Armor 25x75	314
Art 30x90	306
Cardoso 20x50	334
Pantone 2.0 30x90	260
Wallbrick 30x90	302



## PER FORMATO BY SIZES



### 120x120

Absolute	68
Cool	56
Theory	44




### 60x120

Affreschi	08
Absolute   <small>out</small>	68
Boston   <small>out</small>	94
Cool	56
Imperium	226
Origin	216
Petrified Wood	204
Sanctuary	30
Shellstone   <small>out</small>	142
Star	154
Theatro   <small>out</small>	82
Theory   <small>out</small>	44
Time   <small>out</small>	130
Wales   <small>out</small>	118




### 30x120

Axis	244
Planet	252



### 20x120

Absolute	68
Axis	244
Petrified Wood	204
Planet	252
Tongass   <small>out</small>	234



### 80x80

Absolute	68
Boston   <small>out</small>	94
Theatro	82
Time	130



### 40x80

Absolute	68
Boston	94
Theatro	82
Time	130



### 60x60

Absolute	68
Boston   <small>out</small>	94
Cool	56
Imperium	226
Origin	216
Shellstone   <small>out</small>	142
Star	154
Theatro   <small>out</small>	82
Theory   <small>out</small>	44
Time   <small>out</small>	130
Wales   <small>out</small>	118



### 30x60

Absolute	68
Boston	94
Cool	56
Imperium	226
Origin	216
Petrified Wood	204
Shellstone   <small>out</small>	142
Star	154
Stone Wave   <small>out</small>	172
Theatro   <small>out</small>	82
Theory   <small>out</small>	44
Time   <small>out</small>	130
Wales   <small>out</small>	118



### 15x60

Axis   <small>out</small>	244
---------------------------	-----



## PER FORMATO BY SIZES



### 30x30

Boston	94
Cardoso	334
Imperium	226
Shellstone	142
Theatro   <small>out</small>	82
Theory   <small>out</small>	44
Time   <small>out</small>	130
Wales   <small>out</small>	118



### 10x30

Absolute	68
Imperium	226
Origin	216
Petrified Wood	204
Shellstone	142
Star	154
Theatro	82
Theory	44
Time	130
Wales	118



### 7,5x30

Duecento25	20
------------	----



### 25x50

Reims   <small>out</small>	188
Via Verdi   <small>out</small>	196



### 25x25

Reims   <small>out</small>	188
Via Verdi   <small>out</small>	196



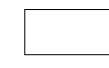
### 40x60

Lapis   <small>out</small>	162
----------------------------	-----



### 40x40

Lapis   <small>out</small>	162
----------------------------	-----



### 20x40

Lapis   <small>out</small>	162
Garden   <small>out</small>	180




### 20x20

Vintage	102
'900	110
Lapis   <small>out</small>	162
Garden   <small>out</small>	180



### 30x90

Absolute	272
Art	306
Boston	292
Cool	282
Pantone 2.0	260
Wallbrick	302



### 25x75

Armor	314
-------	-----



### 20x60

Theatro	322
Time	342





### 20x50

Boston	292
Cardoso	334



# LETTURA DEL CATALOGO READING THE CATALOGUE



- 1 Serie / Collection
- 2 Tipologia prodotto / Product type
- 3 Simbologia / Symbols
- 4 Gamma colori / Color range
- 5 Formati / Sizes
- 6 Sviluppo grafico / Graphic development

- 7 Fondi / Plain Tiles
- 8 Pezzi speciali / Special trims
- 9 Imballi / Packaging
- 10 Mosaici e decori / Mosaics and decors
- 11 Descrizione / Description
- 12 Numero grafiche differenti / Number of different patterns

## SIMBOLOGIA SYMBOLS

### Variazione cromatica Chromatic variation

- V1 Aspetto uniforme. Uniform appearance.
- V2 Lieve variazione. Light variation.
- V3 Marcata variazione. Significant variation.
- V4 Forte variazione. Strong variation.

### Grado di scivolosità Slip rate

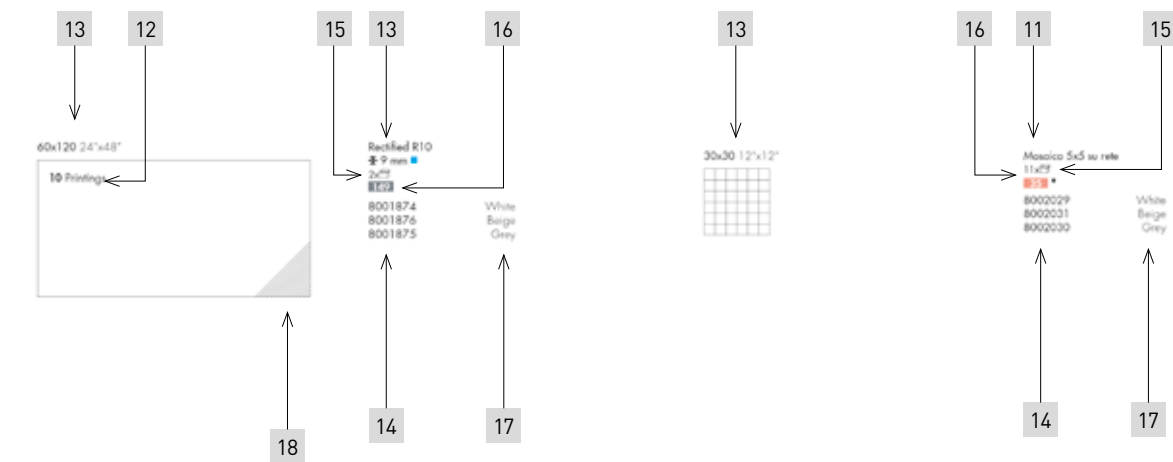
- R9
- R10 In funzione dell'ambiente o della zona di lavoro. According to environment or working area.
- R11

### Superfici Outdoor Outdoor surfaces

OUT

### Altre caratteristiche More features

- Spessore / Thickness
- Tecnologia digitale. Digital technology.
- Resistenza al gelo / Frost resistance
- Resistenza all'abrasione / Abrasion resistance



- 13 Formato / Size
- 14 Codice / Code
- 15 Pezzi per scatola / Pieces per box
- 16 Categoria prezzo \* / Price code
- 17 Colori / Colors
- 18 Finitura Grip disponibile / Grip finish available

### \*Lettura listino Price list indications

- 000 Prezzo al mq / Price per sqm
- 000 Prezzo al pezzo / Price per piece
- 000 Prezzo al mq/tassate scatole complete / Price per sqm / Complete boxes only





# AFFRESCHI

PAVIMENTO E RIVESTIMENTO FLOOR AND WALL TILE



BOTTICELLI



MONET



MORRIS




CARAVAGGIO



FRIDA



ANDY WARHOL



KLIMT



RENOIR

GRES PORCELLANATO SMALTATO GLAZED PORCELAIN TILE



Botticelli  
Caravaggio  
Klimt  
Morris



Monet  
Renoir



9 mm



Klimt  
Monet  
Renoir




Botticelli  
Caravaggio  
Morris



Andy Warhol  
Frida

FORMATO SIZE



60x120  
24"x48"  
Rectified



# AFFRESCHI

~ Affreschi Botticelli 60x120 | Teatro Graphite 60x60





# AFFRESCHI

< Affreschi Frida 60x120 | Absolute Elements Petrol 60x120



^ Affreschi Morris 60x120 | Cool Almond 60x120



# AFFRESCHI

Affreschi Renoir 60x120 | Teatro White 60x120 >




~ Affreschi Klimt 60x120 | Cool Ocean 60x60





# AFFRESCHI

< Affreschi Monet 60x120 | Wallbrick 30x90 | Tongass Brown 20x120



^ Affreschi Caravaggio 60x120



## WALLPAPERS



8001567 Botticelli  
60x120 24"x48" Rectified  
± 9 mm ■  
1 Printings 2x  
198 PEI 2

Posa Installation

M

A	A	V	V	V	A
A	A	V	V	V	A



8001569 Morris  
60x120 24"x48" Rectified  
± 9 mm ■  
1 Printings 2x  
198 PEI 2

Posa Installation

M

A	A	V	V	A	V	V	A	V
A	A	V	V	A	V	V	A	V



8001568 Caravaggio  
60x120 24"x48" Rectified  
± 9 mm ■  
1 Printings 2x  
198 PEI 2

Posa Installation

M

A	A	V	V	A	V	V	A	V
A	A	V	V	A	V	V	A	V



8001570 Andy Warhol  
60x120 24"x48" Rectified  
± 9 mm ■  
1 Printings 2x  
195 TERZO FUOCO

Posa Installation

M

A	A	V	V	V	A
A	A	V	V	V	A



8001571 Frida  
60x120 24"x48" Rectified  
± 9 mm ■  
1 Printings 2x  
195 TERZO FUOCO

Posa Installation

M

A	A	V	V	V	A
A	A	V	V	V	A



8001566 Monet  
60x120 24"x48" Rectified  
± 9 mm ■  
1 Printings 2x  
198 PEI 3

Posa Installation

L

A	A
---	---



8001565 Renoir  
60x120 24"x48" Rectified  
± 9 mm ■  
1 Printings 2x  
198 PEI 3

Posa Installation

L

A	A
---	---



8001564 Klimt  
60x120 24"x48" Rectified  
± 9 mm ■  
1 Printings 2x  
198 PEI 2

Posa Installation

L

A	A	V	V	A	V	V	A	V
A	A	V	V	A	V	V	A	V


Posa consigliata con fuga 2 mm. La ripresa grafica tra i decori può avere un tolleranza contenuta in 2 cm.  
Recommended installation with 2 mm joint. The tile graphic between the decorations can have a tolerance included in 2 cm.

### Destinazioni d'uso Destinations of use

- A RIVESTIMENTO per tutte le desinazione d'uso: commerciale e residenziale.  
TO WALL TILES for all destinations of use: commercial and residential.
- CALPESTIO LEGGERO. R9  
LIGHT TRAFFIC. R9
- CALPESTIO MEDIO. R10  
MEDIUM TRAFFIC. R10

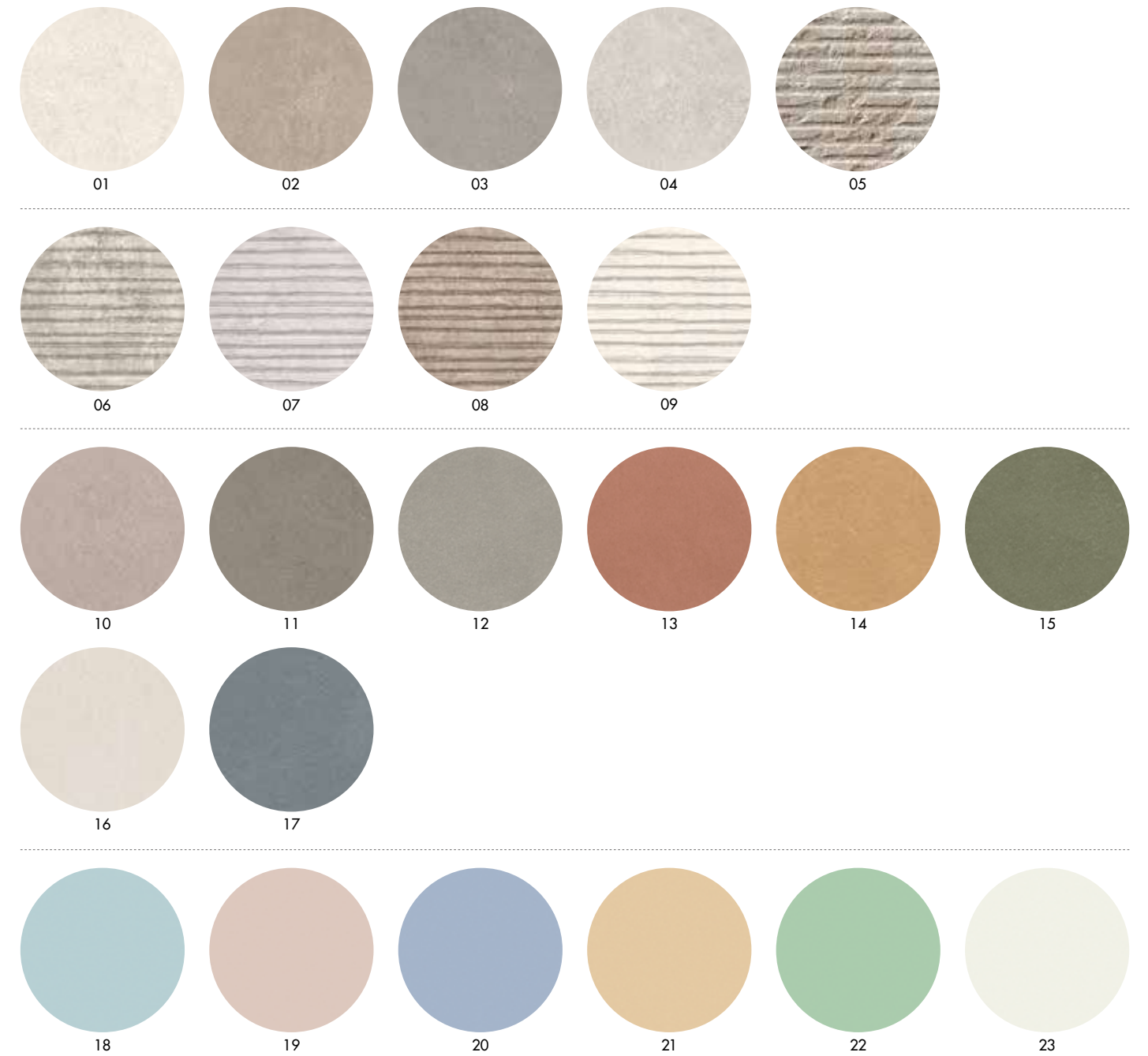
AFFRESCHI	pcs/box	mq/box	kg/box	box/pallet	mq/pallet	kg/pallet
60x120 24"x48" Rectified	2	1,44	28,40	36	51,84	1022,40
60x120 24"x48" Rectified - Terzo Fuoco	2	1,44	28,40	20	28,80	568,00

■ Fino ad esaurimento scorte, in seguito lo spessore passerà a 9,5 mm. Per i nuovi imballi vedere tabella a pag. 350  
While stock lasts, then the thickness will become 9,5 mm. For the new packaging see the table at pag. 350

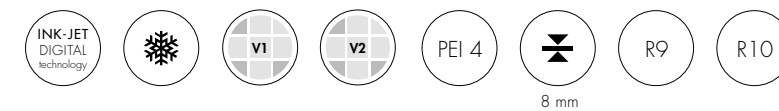


# DUECENTO25

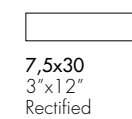
## PAVIMENTO E RIVESTIMENTO FLOOR AND WALL TILE



## GRES PORCELLANATO SMALTATO GLAZED PORCELAIN TILE



## FORMATI SIZES





# DUECENTO25

< Duecento25 Nr. 11



^ Duecento25 Nr. 01. 06

# DUECENTO25

▼ Duecento25 Nr.14 . 17





# DUECENTO25

< Duecento25 Nr. 03 . 04



^ Duecento25 Nr.19 . 21 . 23






# DUECENTO25



## GRES PORCELLANATO SMALTATO GLAZED PORCELAIN TILE

7,5x30 3"x12" ± 8 mm Rectified R9




7,5x30 3"x12" ± 8 mm Rectified R9



7,5x30 3"x12" ± 8 mm Rectified R10



7,5x30 3"x12" ± 8 mm Rectified R9



\* Vendita su ordinazione. Available upon request.

DUECENTO25	pcs/box	mq/box	kg/box	box/pallet	mq/pallet	kg/pallet
7,5x30 3"x12" Rectified	48	1,08	19,40	44	47,52	853,60

< Duecento25 Nr. 15 .





# SANCTUARY

PAVIMENTO E RIVESTIMENTO FLOOR AND WALL TILE



SAND



MINT



WHITE



GREY




BLUE

GRES PORCELLANATO SMALTATO GLAZED PORCELAIN TILE



9 mm

FORMATI SIZES



60x120  
24"x48"  
Rectified



# SANCTUARY

~ Sanctuary Blue 60x120 . Cool Ocean 120x120





# SANCTUARY

◀ Sanctuary Grey 60x120 . Absolute Cement Smoke 60x120



^ Sanctuary Grey 60x120



# SANCTUARY

✓ Sanctuary Sand 60x120 . Cool Almond 120x120







# SANCTUARY

◀ Sanctuary Mint 60x120 . Theory White 120x120



^ Sanctuary Mint 60x120 . Mosaico 5x5 Mint 30x30 . Teatro Bone 60x120





# SANCTUARY

PAVIMENTO E RIVESTIMENTO FLOOR AND WALL TILE



SAND



MINT



WHITE



GREY



BLUE



# SANCTUARY

## COLORI COLORS



## FORMATI SIZES

60x120 24"x48"



Rectified R10

± 9 mm


2x

149

8002132	Sand
8002131	Mint
8002128	White
8002129	Grey
8002130	Blue

## DECORI DECORS

30x30 12"x12"



Mosaico 5x5 su rete

11x

35 \*

8002196	Sand
8002195	Mint
8002192	White
8002193	Grey
8002194	Blue

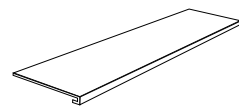
\* Vendita tassativa a scatole complete.  
Sale in full boxes only.

## PEZZI SPECIALI SPECIAL TRIMS

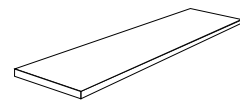
Disponibili in tutti i colori Available in all colors



**Battiscopa Digitale**  
Skirting  
6x60 2.4"x24"  
15x  
30



**Gradino Lineare Costa Retta**  
Step  
33x120x3 13"x48"x1.2"  
2x  
189 \*



**Angolare Costa Retta**  
Corner Step  
33x120x3 13"x48"x1.2"  
2x  
Angolare DX/SX 190 \*  
Angolare DX 204 \*  
Angolare SX 204 \*



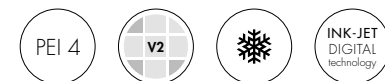
Guarda la tabella completa  
dei pezzi speciali a pagina 348  
View the complete special  
trims tabel at page 348

\* Vendita su ordinazione.  
Available upon request.

SANCTUARY	pcs/box	mq/box	kg/box	box/pallet	mq/pallet	kg/pallet
60x120 24"x48" Rectified R10	2	1,44	28,40	36	51,84	1022,40

■ Fino ad esaurimento scorte, in seguito lo spessore passerà a 9,5 mm. Per i nuovi imballi vedere tabella a pag. 350  
While stock lasts, then the thickness will become 9,5 mm. For the new packaging see the table at pag. 350

GRES PORCELLANATO SMALTATO GLAZED PORCELAIN TILE




~ Sanctuary White 60x120 . Tongass Brown 20x120



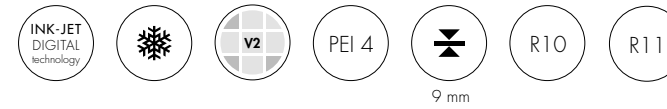


# THEORY

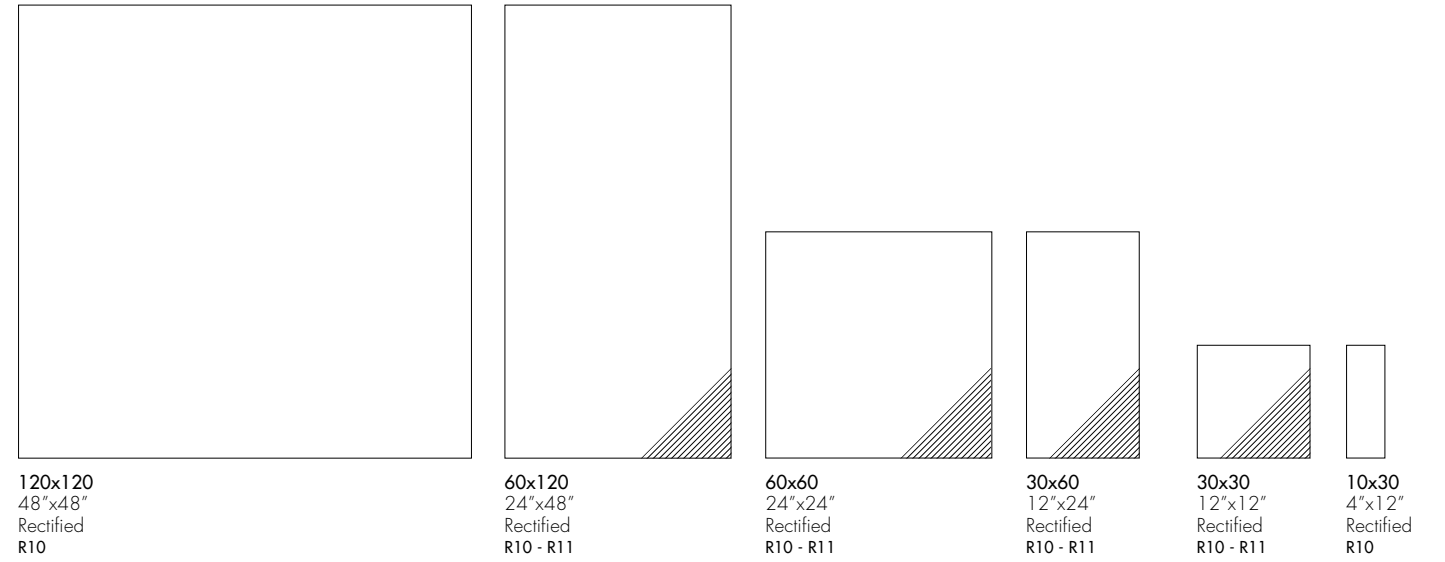
PAVIMENTO E RIVESTIMENTO FLOOR AND WALL TILE



GRES PORCELLANATO SMALTATO GLAZED PORCELAIN TILE



FORMATI SIZES





# THEORY

▼ Theory Beige 120x120 . Cannettato Beige 60x120







# THEORY

◀ Theory Beige 60x60 R10-R11



^ Theory White 120x120



# THEORY

▼ Theory White 60x60 - 30x60







# THEORY

PAVIMENTO E RIVESTIMENTO FLOOR AND WALL TILE



WHITE



BEIGE



GREY




## COLORI COLORS



## FORMATI SIZES

120x120 48"x48"



Rectified R10  
± 9 mm  
2x **170**

8001864 White  
8001865 Beige

60x120 24"x48"



Rectified R10  
± 9 mm  
2x **149**


8001874 White  
8001876 Beige  
8001875 Grey

Rectified R11  
± 9 mm  
2x **149**

8001877 White  
8001879 Beige  
8001878 Grey

OUT

60x60 24"x24"



Rectified R10  
± 9 mm  
3x **130**

8001893 White  
8001895 Beige  
8001894 Grey

Rectified R11  
± 9 mm  
3x **130**

8001910 White  
8001912 Beige  
8001911 Grey

OUT

30x60 12"x24"



Rectified R10  
± 9 mm  
6x **130**

8001896 White  
8001948 Beige  
8001947 Grey

Rectified R11  
± 9 mm  
6x **130**

8001949 White  
8001951 Beige  
8001950 Grey

OUT

30x30 12"x12"



Rectified R10  
± 9 mm  
12x **147**

8002089 White  
8002091 Beige  
8002090 Grey

Rectified R11  
± 9 mm  
12x **147**

8002125 White  
8002127 Beige  
8002126 Grey


OUT

## GRES PORCELLANATO SMALTATO GLAZED PORCELAIN TILE



## FORMATI SIZES

10x30 4"x12"



Rectified R10  
± 9 mm  
32x **169**

8002086 White  
8002088 Beige  
8002087 Grey

## DECORI DECORS

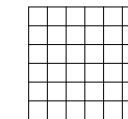
60x120 24"x48"



Cannettato Rectified R10  
± 9 mm  
2x **154**

8002036 White  
8002038 Beige  
8002037 Grey

30x30 12"x12"

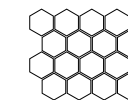


Mosaico 5x5 su rete  
11x **35** \*

8002029 White  
8002031 Beige  
8002030 Grey

\* Vendita tassativa a scatole complete. Sale in full boxes only.

29x25 11.5"x10"

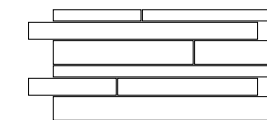


Mosaico Esagona su rete  
6x **82** \*

8002052 White  
8002054 Beige  
8002053 Grey

\* Vendita tassativa a scatole complete. 60 scatole / colore (1 pallet completo). Sale in full boxes only. Minimum order 60 boxes / color (1 full pallet).

29x60 11.5"x24"



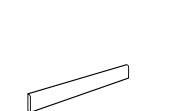
Muretto su rete  
6x **82** \*

8002077 White  
8002079 Beige  
8002078 Grey

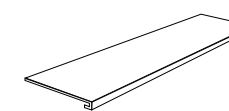
\* Vendita tassativa a scatole complete. 30 scatole / colore (1 pallet completo). Sale in full boxes only. Minimum order 30 boxes / color (1 full pallet).

## PEZZI SPECIALI SPECIAL TRIMS

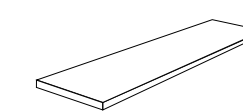
Disponibili in tutti i colori Available in all colors



Battiscopa Digitale  
Skirting  
6x60 2.4"x24"  
15x **30**



Gradino Lineare Costa Retta  
Step  
33x120x3 13"x48"x1.2"  
2x **189** \*



Angolare Costa Retta  
Corner Step  
33x120x3 13"x48"x1.2"  
2x **190** \*  
Angolare DX/SX **204** \*  
Angolare DX **204** \*  
Angolare SX **204** \*




Guarda la tabella completa dei pezzi speciali a pagina 348. View the complete special trims tabel at page 348

\* Vendita su ordinazione. Available upon request.

THEORY	pcs/box	mq/box	kg/box	box/pallet	mq/pallet	kg/pallet
120x120 48"x48" Rectified R10	2	2,88	67,00	18	51,84	1206,00
60x120 24"x48" Rectified R10/R11	2	1,44	28,40	36	51,84	1022,40
60x120 24"x48" Cannettato Rectified	2	1,44	28,40	36	51,84	1022,40
60x60 24"x24" Rectified R10/R11	3	1,08	21,30	40	43,20	852,00
30x60 12"x24" Rectified R10/R11	6	1,08	21,00	48	51,84	1008,00
30x30 12"x12" Rectified R10 / R11	12	1,08	21,00	48	51,84	1008,00
10x30 4"x12" Rectified R10	32	0,96	19,30	36	34,56	694,80

■ Fino ad esaurimento scorte, in seguito lo spessore passerà a 9,5 mm. Per i nuovi imballi vedere tabella a pag. 350. While stock lasts, then the thickness will become 9,5 mm. For the new packaging see the table at pag. 350



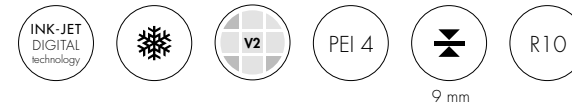


# COOL

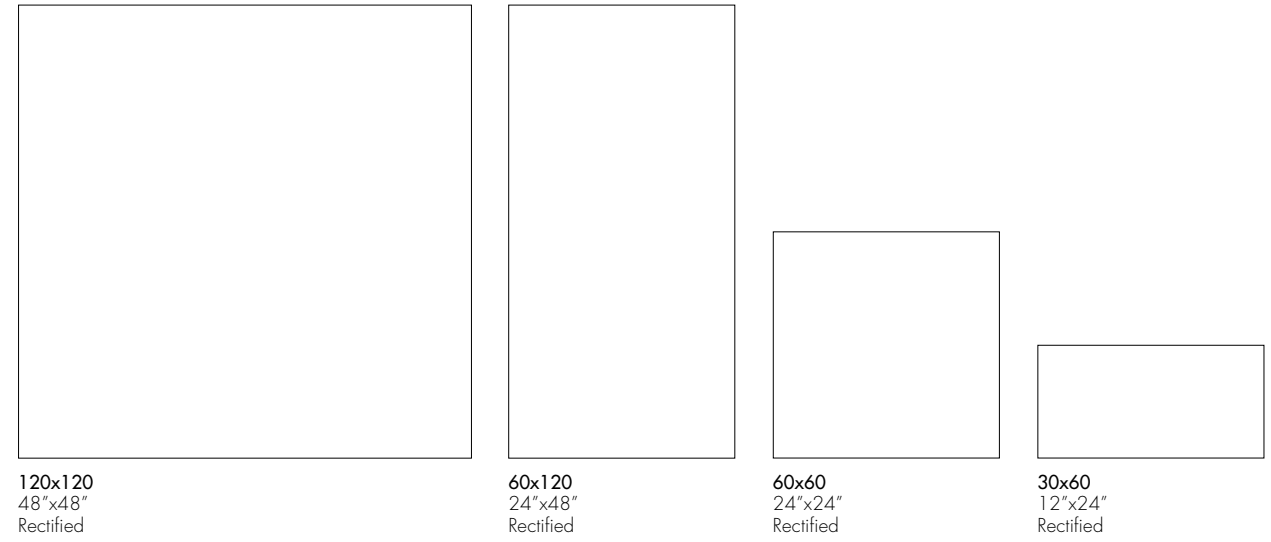
PAVIMENTO E RIVESTIMENTO FLOOR AND WALL TILE



GRES PORCELLANATO SMALTATO GLAZED PORCELAIN TILE



FORMATI SIZES





# COOL

✓ Cool Ghost 60x120 / 60x60







# COOL

◀ Cool Almond 60x120



^ Cool Ocean 120x120



# COOL

✓ Cool Ocean 60x120 . Steel 60x120







# COOL

PAVIMENTO E RIVESTIMENTO FLOOR AND WALL TILE

GHOST

ALMOND

STEEL

SHADOW

OCEAN




## COLORI COLORS



## FORMATI SIZES


120x120 48"x48"



Rectified R10  
± 9 mm  
2x **170**

8000367 Ghost  
8000366 Almond  
8000370 Steel  
8000369 Shadow  
8000368 Ocean


60x120 24"x48"



Rectified R10  
± 9 mm  
2x **149**

8000386 Ghost  
8000385 Almond  
8000389 Steel  
8000388 Shadow  
8000387 Ocean

60x60 24"x24"



Rectified R10  
± 9 mm  
3x **130**

8000391 Ghost  
8000390 Almond  
8000394 Steel  
8000393 Shadow  
8000392 Ocean

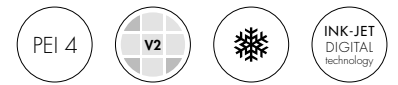
30x60 12"x24"



Rectified R10  
± 9 mm  
6x **130**

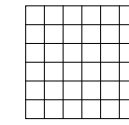
8000372 Ghost  
8000371 Almond  
8000375 Steel  
8000374 Shadow  
8000373 Ocean

## GRES PORCELLANATO SMALTATO GLAZED PORCELAIN TILE



## DECORI DECORS

30x30 12"x12"



Mosaico 5x5 su rete  
11x **35** \*

8000405 Ghost  
8000404 Almond  
8000408 Steel  
8000407 Shadow  
8000406 Ocean

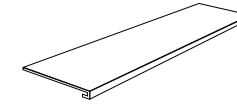
\* Vendita tassativa a scatole complete.  
Sale in full boxes only.

## PEZZI SPECIALI SPECIAL TRIMS

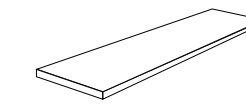
Disponibili in tutti i colori Available in all colors



Battiscopa Digitale  
Skirting  
6x60 2.4"x24"  
15x **30**



Gradino Lineare Costa Retta  
Step  
33x120x3 13"x48"x1.2"  
2x **189** \*



Angolare Costa Retta  
Corner Step  
33x120x3 13"x48"x1.2"  
2x **190** \*  
Angolare DX **204** \*  
Angolare SX **204** \*



Guarda la tabella completa  
dei pezzi speciali a pagina 348  
View the complete special  
trims tabel at page 348

\* Vendita su ordinazione.  
Available upon request.




Guarda la gamma Cool 30x90 rivestimento a pagina 282  
View the wall tile Cool 30x90 range at page 282

COOL	pcs/box	mq/box	kg/box	box/pallet	mq/pallet	kg/pallet
120x120 48"x48" Rectified R10	2	2,88	67,00	18	51,84	1206,00
60x120 24"x48" Rectified R10	2	1,44	28,40	36	51,84	1022,40
60x60 24"x24" Rectified R10	3	1,08	21,30	40	43,20	852,00
30x60 12"x24" Rectified R10	6	1,08	21,00	48	51,84	1008,00


■ Fino ad esaurimento scorte, in seguito lo spessore passerà a 9,5 mm. Per i nuovi imballi vedere tabella a pag. 350  
While stock lasts, then the thickness will become 9,5 mm. For the new packaging see the table at pag. 350



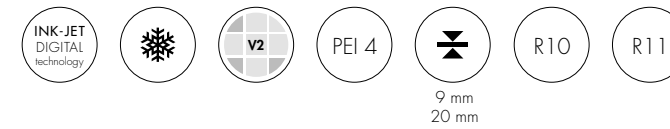


# ABSOLUTE

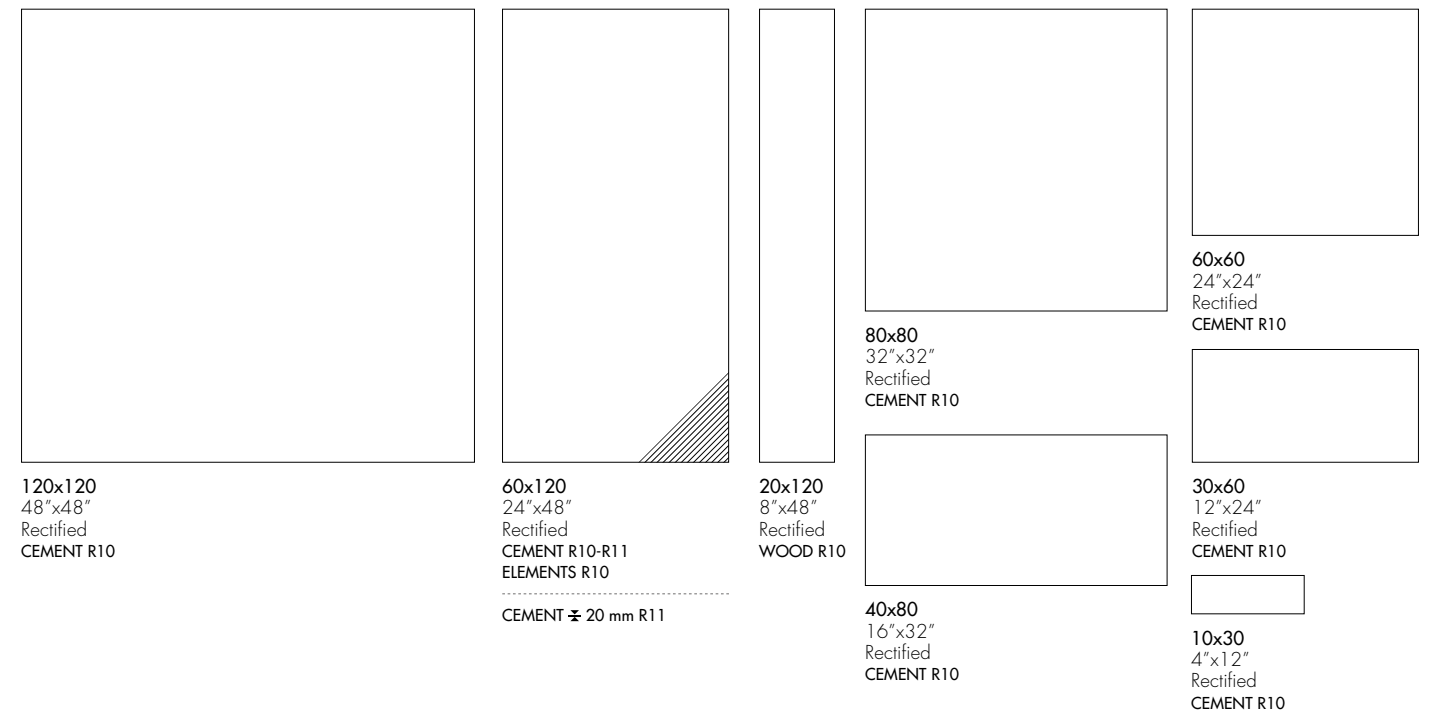
## PAVIMENTO E RIVESTIMENTO FLOOR AND WALL TILE



## GRES PORCELLANATO SMALTATO GLAZED PORCELAIN TILE



## FORMATI SIZES





# ABSOLUTE

↳ Elements Earth 60x120 . Corten 60x120 . Cement White 60x120 . Wood Taupe 20x120








# ABSOLUTE

< Elements Petrol 60x120 . Wood Ivory 20x120



^ Cement Smoke 40x80 . Smoke 80x80 . Cement Smoke 5x5 Mosaico



# ABSOLUTE

Cement Ivory 60x120 R11 >



^ Cement Grey SP. 20mm 60x120 R11 . Wallbrick 30x90








WHITE



IVORY



TAUPE



ICE



GREY



SMOKE

# ABSOLUTE

PAVIMENTO E RIVESTIMENTO FLOOR AND WALL TILE



EARTH




CORTEN



PETROL




## CEMENT COLORI COLORS



## CEMENT FORMATI SIZES


120x120 48"x48"



Rectified R10  
± 9 mm  
2x  
170

8001859 White  
8001861 Ivory  
8001860 Ice  
8001862 Grey

60x120 24"x48"



Rectified R10  
± 9 mm  
2x  
149

8000143 White  
8000139 Ivory  
8000142 Taupe  
8000137 Ice  
8000135 Grey  
8000141 Smoke

Rectified R11  
± 9 mm  
2x  
149

8002535 White  
8002538 Ivory  
8002536 Ice  
8002537 Grey




Rectified R11  
± 20 mm \*  
1x  
174

8001816 White  
8001817 Ivory  
8001818 Taupe  
8001819 Ice  
Grey



\* Raccomandazioni di posa a pag. 350  
Laying recommendations at pag. 350

80x80 32"x32"



Rectified R10  
± 9 mm  
2x  
149

8000162 White  
8000159 Ivory  
8000161 Taupe  
8000158 Ice  
8000157 Grey  
8000160 Smoke

40x80 16"x32"




Rectified R10  
± 9 mm  
3x  
149

8000134 White  
8000131 Ivory  
8000133 Taupe  
8000130 Ice  
8000129 Grey  
8000132 Smoke

## GRES PORCELLANATO SMALTATO GLAZED PORCELAIN TILE

## CEMENT FORMATI SIZES

60x60 24"x24"



Rectified R10  
± 9 mm  
3x  
130

8000150 White  
8000147 Ivory  
8000149 Taupe  
8000146 Ice  
8000145 Grey  
8000148 Smoke

30x60 12"x24"



Rectified R10  
± 9 mm  
6x  
130

8000128 White  
8000125 Ivory  
8000127 Taupe  
8000124 Ice  
8000123 Grey  
8000126 Smoke

10x30 4"x12"

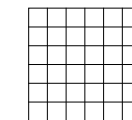


Rectified R10  
± 9 mm  
32x  
169

8000121 White  
8000118 Ivory  
8000120 Taupe  
8000117 Ice  
8000116 Grey  
8000119 Smoke

## CEMENT DECORI DECORS

30x30 12"x12"



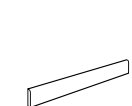
Mosaico 5x5 su rete  
11x  
35 \*

8000175 White  
8000172 Ivory  
8000174 Taupe  
8000171 Ice  
8000170 Grey  
8000173 Smoke

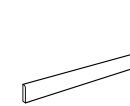
\* Vendita tassativa a scatole complete.  
Sale in full boxes only.

## CEMENT PEZZI SPECIALI SPECIAL TRIMS

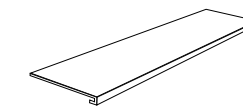
Disponibili in tutti i colori Available in all colors



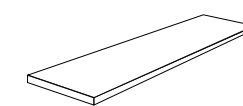
Battiscopa Digitale  
Skirting  
6x60 2.4"x24"  
15x  
30



Battiscopa Digitale  
Skirting  
6x80 2.4"x32"  
8x  
48



Gradino Lineare Costa Retta  
Step  
33x120x3 13"x48"x1.2"  
2x  
189 \*



Angolare Costa Retta  
Corner Step  
33x120x3 13"x48"x1.2"  
2x

Angolare DX/SX 190 \*  
Angolare DX 204 \*  
Angolare SX 204 \*



Guarda la tabella completa  
dei pezzi speciali a pagina 348  
View the complete special  
trims tabel at page 348



Guarda la gamma Absolute 30x90 rivestimento a pagina 272  
View the wall tile Absolute 30x90 range at page 272


\* Vendita su ordinazione.  
Available upon request.

ABSOLUTE	pcs/box	mq/box	kg/box	box/pallet	mq/pallet	kg/pallet
120x120 48"x48" Rectified R10	2	2,88	67,00	18	51,84	1206,00
60x120 24"x48" CEMENT Rectified SP. 20 mm R11	1	0,72	32,00	32	23,04	1024,00
60x120 24"x48" CEMENT Rectified R10/R11	2	1,44	28,40	36	51,84	1022,40
80x80 32"x32" CEMENT Rectified R10	2	1,28	24,96	40	51,20	998,40
40x80 16"x32" CEMENT Rectified R10	3	0,96	18,66	28	26,88	522,48
60x60 24"x24" CEMENT Rectified R10	3	1,08	21,30	40	43,20	852,00
30x60 12"x24" CEMENT Rectified R10	6	1,08	21,00	48	51,84	1008,00
10x30 4"x12" CEMENT Rectified R10	32	0,96	19,30	36	34,56	694,80

■ Fino ad esaurimento scorte, in seguito lo spessore passerà a 9,5 mm. Per i nuovi imballi vedere tabella a pag. 350  
While stock lasts, then the thickness will become 9,5 mm. For the new packaging see the table at pag. 350



## WOOD COLORI COLORS



## WOOD FORMATI SIZES

20x120 8"x48"

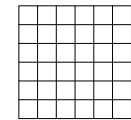


Rectified R10  
± 9 mm  
5x  
148

8002070	White
8002067	Ivory
8002069	Taupe
8002066	Ice
8002065	Grey
8002068	Smoke

## WOOD DECORI DECORS

30x30 12"x12"



Mosaico 5x5 su rete  
11x  
35 \*

8002300	White
8000211	Ivory
8000213	Taupe
8000210	Ice
8000209	Grey
8000212	Smoke

\* Vendita tassativa a scatole complete.  
Sale in full boxes only.

## WOOD PEZZI SPECIALI SPECIAL TRIMS

Disponibili in tutti i colori Available in all colors



**Battiscopa Digitale**  
Skirting  
6x60 2.4"x24"  
15x  
30

**Gradino Lineare Costa Retta**  
Step  
20x120x3 8"x48"x1.2"  
2x  
189 \*

**Angolare Costa Retta**  
Corner Step  
33x120x3 13"x48"x1.2"  
2x  
Angolare DX/SX 190 \*  
Angolare DX 204 \*  
Angolare SX 204 \*



Guarda la tabella completa  
dei pezzi speciali a pagina 348  
View the complete special  
trims tabel at page 348

\* Vendita su ordinazione.  
Available upon request.


Guarda la gamma Absolute 30x90 rivestimento a pagina 272  
View the wall tile Absolute 30x90 range at page 272

ABSOLUTE	pcs/box	mq/box	kg/box	box/pallet	mq/pallet	kg/pallet
20x120 8"x48" WOOD Rectified R10	5	1,20	24,00	48	57,60	1152,00

Fino ad esaurimento scorte, in seguito lo spessore passerà a 9,5 mm. Per i nuovi imballi vedere tabella a pag. 350  
While stock lasts, then the thickness will become 9,5 mm. For the new packaging see the table at pag. 350


## GRES PORCELLANATO SMALTATO GLAZED PORCELAIN TILE

## ELEMENTS COLORI COLORS



## ELEMENTS FORMATI SIZES

60x120 24"x48"

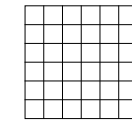


Rectified R10  
± 9 mm  
2x  
149

8000181	Earth
8000180	Corten
8000182	Petrol

## ELEMENTS DECORI DECORS

30x30 12"x12"



Mosaico 5x5 su rete  
11x  
35 \*

8000189	Earth
8000188	Corten
8000190	Petrol

\* Vendita tassativa a scatole complete.  
Sale in full boxes only.

## ELEMENTS PEZZI SPECIALI SPECIAL TRIMS

Disponibili in tutti i colori Available in all colors



**Battiscopa Digitale**  
Skirting  
6x60 2.4"x24"  
15x  
30

**Gradino Lineare Costa Retta**  
Step  
33x120x3 13"x48"x1.2"  
2x  
189 \*

**Angolare Costa Retta**  
Corner Step  
33x120x3 13"x48"x1.2"  
2x  
Angolare DX/SX 190 \*  
Angolare DX 204 \*  
Angolare SX 204 \*



Guarda la tabella completa  
dei pezzi speciali a pagina 348  
View the complete special  
trims tabel at page 348

\* Vendita su ordinazione.  
Available upon request.

Guarda la gamma Absolute 30x90 rivestimento a pagina 272  
View the wall tile Absolute 30x90 range at page 272

ABSOLUTE	pcs/box	mq/box	kg/box	box/pallet	mq/pallet	kg/pallet
60x120 24"x48" ELEMENTS Rectified R10	2	1,44	28,40	36	51,84	1022,40

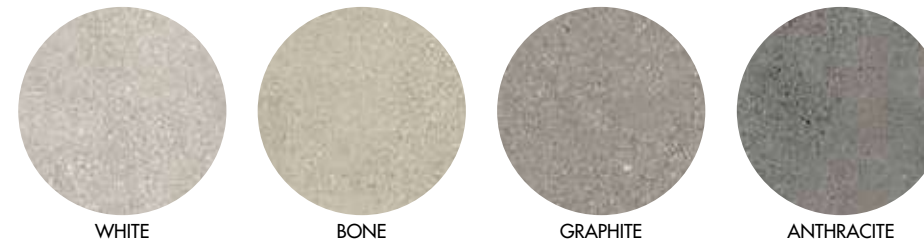
Fino ad esaurimento scorte, in seguito lo spessore passerà a 9,5 mm. Per i nuovi imballi vedere tabella a pag. 350  
While stock lasts, then the thickness will become 9,5 mm. For the new packaging see the table at pag. 350





# THEATRO

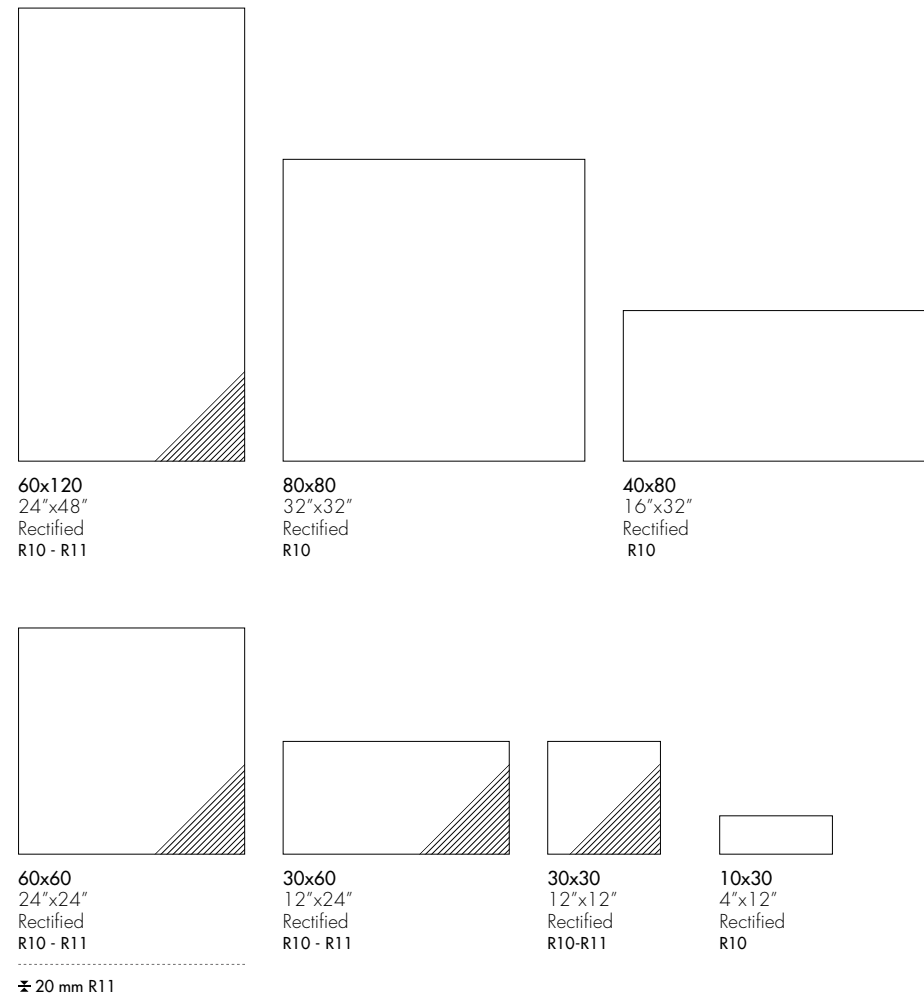
PAVIMENTO E RIVESTIMENTO FLOOR AND WALL TILE



GRES PORCELLANATO SMALTATO GLAZED PORCELAIN TILE



FORMATI SIZES





# THEATRO

~ Theatro White 60x120 . Decoro Royal White 60x120







# THEATRO

< Theatro White 60x120 . Bone 60x120 . Decoro Royal Bone 60x120



^ Theatro Bone 60x120 R11



# THEATRO

✓ Teatro Graphite SP. 20mm 60x60 R11 . Decoro Royal Graphite 60x120








# THEATRO

PAVIMENTO E RIVESTIMENTO FLOOR AND WALL TILE





## COLORI COLORS

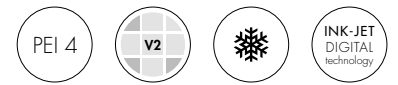


## FORMATI SIZES

<p>60x120 24"x48"</p> <p>10 Printings</p>	<p>Rectified R10 ± 9 mm 2x  149</p> <p>8001315 White 8001314 Bone 8001313 Graphite 8001312 Anthracite</p>	<p>Rectified R11 ± 9 mm 2x  149</p> <p>8001340 White 8001339 Bone 8001336 Graphite</p>	<p>OUT</p>
<p>80x80 32"x32"</p> <p>10 Printings</p>	<p>Rectified R10 ± 9 mm 2x  149</p> <p>8001321 White 8001320 Bone 8001319 Graphite 8001318 Anthracite</p>		
<p>40x80 16"x32"</p>	<p>Rectified R10 ± 9 mm 3x  149</p> <p>8001655 White 8001656 Bone 8001657 Graphite 8001658 Anthracite</p>		
<p>60x60 24"x24"</p> <p>20 Printings</p>	<p>Rectified R10 ± 9 mm 3x  130</p> <p>8001325 White 8001324 Bone 8001323 Graphite 8001322 Anthracite</p>	<p>Rectified R11 ± 9 mm 3x  130</p> <p>8001343 White 8001342 Bone 8001341 Graphite</p>	<p>OUT</p> <p>Rectified R11 ± 20 mm * 2x  163</p> <p>8001349 White 8001348 Bone 8001347 Graphite</p>
<p>30x60 12"x24"</p>	<p>Rectified R10 ± 9 mm 6x  160</p> <p>8001329 White 8001328 Bone 8001327 Graphite 8001326 Anthracite</p>	<p>Rectified R11 ± 9 mm 6x  160</p> <p>8001346 White 8001345 Bone 8001344 Graphite</p>	<p>OUT</p>

\* Raccomandazioni di posa a pag. 350  
Laying recommendations at pag. 350

## GRES PORCELLANATO SMALTATO GLAZED PORCELAIN TILE



## FORMATI SIZES

<p>30x30 12"x12"</p>	<p>Rectified R10 ± 9 mm 12x  147</p> <p>8001712 White 8001713 Bone 8001714 Graphite 8001715 Anthracite</p>	<p>Rectified R11 ± 9 mm 12x  147</p> <p>8001729 White 8001730 Bone 8001731 Graphite</p>	<p>OUT</p>	<p>10x30 4"x12"</p>	<p>Rectified R10 ± 9 mm 32x  169</p> <p>8001353 White 8001352 Bone 8001351 Graphite 8001350 Anthracite</p>
----------------------	--	---	------------	---------------------	--

## DECORI DECORS

<p>60x120 24"x48"</p>	<p>Decoro Royal Rectified R10 ± 9 mm 2x  154</p> <p>8001316 White 8001317 Bone 8001338 Graphite 8001337 Anthracite</p>
<p>30x30 12"x12"</p>	<p>Mosaico 5x5 su rete 11x  35 *</p> <p>8001487 White 8001486 Bone 8001485 Graphite 8001484 Anthracite</p>

\* Vendita tassativa a scatole complete.  
Sale in full boxes only.

## PEZZI SPECIALI SPECIAL TRIMS

Disponibili in tutti i colori Available in all colors

<p>Battiscopa Digitale Skirting 6x60 2.4"x24" 15x  30</p>	<p>Battiscopa Digitale Skirting 6x80 2.4"x32" 8x  48 *</p>	<p>Gradino Lineare Costa Retta Step 33x120x3 13"x48"x1.2" 2x  189 *</p>	<p>Angolare Costa Retta Corner Step 33x120x3 13"x48"x1.2" 2x  190 *</p> <p>Angolare DX/SX 204 * Angolare DX 204 * Angolare SX 204 *</p>	<p>Guarda la tabella completa dei pezzi speciali a pagina 348 View the complete special trims tabel at page 348</p> <p>* Vendita su ordinazione. Available upon request.</p>
---	--	---	---	--

Guarda la gamma Theatro 20x60 rivestimento a pagina 322  
View the wall tile Theatro 20x60 range at page 322

THEATRO	pcs/box	mq/box	kg/box	box/pallet	mq/pallet	kg/pallet
60x120 24"x48" Rectified R10/R11	2	1,44	28,40	36	51,84	1022,40
80x80 32"x32" Rectified R10	2	1,28	24,96	40	51,20	998,40
40x80 16"x32" Rectified R10	3	0,96	18,66	28	26,88	522,48
60x60 24"x24" Rectified SP. 20mm R11	2	0,74	31,83	30	22,20	955,00
60x60 24"x24" Rectified R10/R11	3	1,08	21,30	40	43,20	852,00
30x60 12"x24" Rectified R10/R11	6	1,08	21,00	48	51,84	1008,00
30x30 12"x12" Rectified R10/R11	12	1,08	21,00	48	51,84	1008,00
10x30 4"x12" Rectified R10	32	0,96	19,30	36	34,56	694,80


■ Fino ad esaurimento scorte, in seguito lo spessore passerà a 9,5 mm. Per i nuovi imballi vedere tabella a pag. 350  
While stock lasts, then the thickness will become 9,5 mm. For the new packaging see the table at pag. 350





# BOSTON

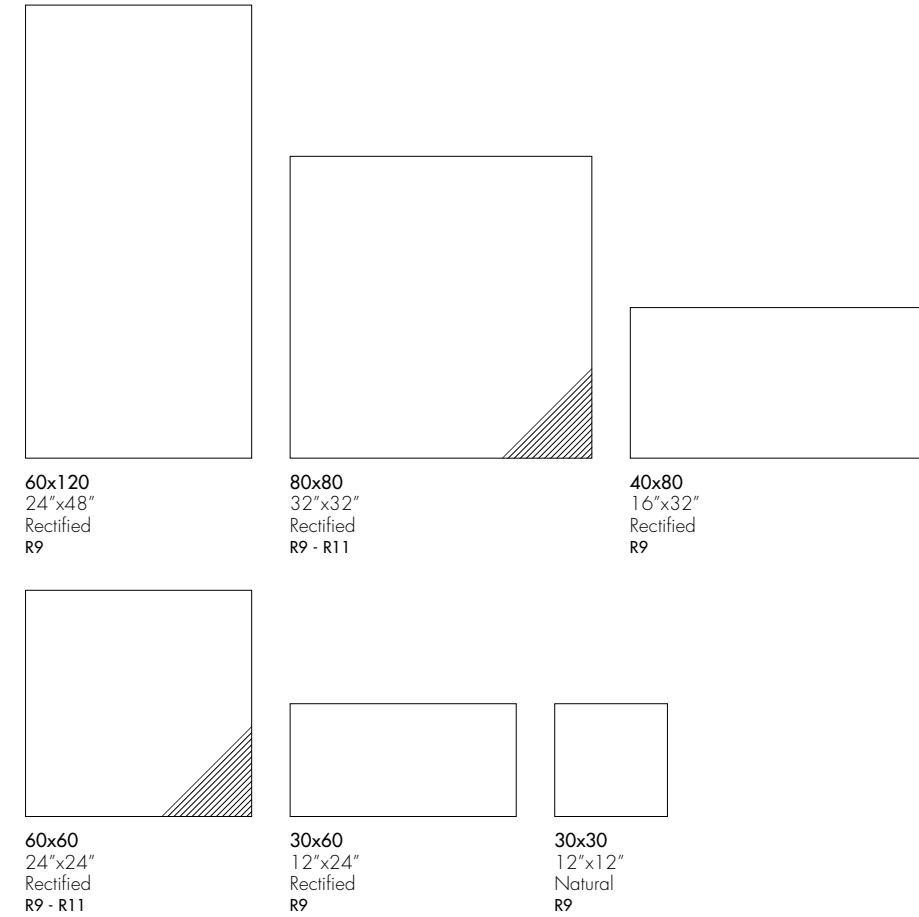
PAVIMENTO E RIVESTIMENTO FLOOR AND WALL TILE



GRES PORCELLANATO SMALTATO GLAZED PORCELAIN TILE



FORMATI SIZES







# BOSTON

◀ Boston Ash 60x120 . White 60x120



^ Boston Mud 60x120





# BOSTON

PAVIMENTO E RIVESTIMENTO FLOOR AND WALL TILE

WHITE


GREY

ASH

MUD




## COLORI COLORS



## FORMATI SIZES


60x120 24"x48"



Rectified R9  
± 9 mm  
2x **149**

8000269 White  
8000267 Grey  
8000266 Ash  
8000268 Mud

80x80 32"x32"



Rectified R9  
± 9 mm  
2x **149**

8000306 White  
8000302 Grey  
8000297 Ash  
8000304 Mud

Rectified R11  
± 9 mm  
2x **149**

8000307 White  
8000303 Grey  
8000305 Mud




40x80 16"x32"



Rectified R9  
± 9 mm  
3x **149**

8000287 White  
8000285 Grey  
8000284 Ash  
8000286 Mud

60x60 24"x24"



Rectified R9  
± 9 mm  
3x **130**

8000292 White  
8000289 Grey  
8000288 Ash  
8000291 Mud

Rectified R11  
± 9 mm  
3x **130**

8001390 White  
8000290 Grey  
8001389 Mud



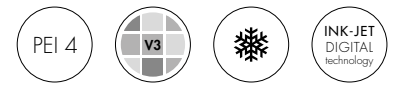
30x60 12"x24"



Rectified R9  
± 9 mm  
6x **130**


8000278 White  
8000276 Grey  
8000275 Ash  
8000277 Mud

## GRES PORCELLANATO SMALTATO GLAZED PORCELAIN TILE



## FORMATI SIZES

30x30 12"x12"

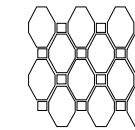


Natural R9  
± 9 mm  
13x **106**

8000274 White  
8000272 Grey  
8000271 Ash  
8000273 Mud

## DECORI DECORS

30x34 12"x13.4"




Mosaico Ottagona su rete  
6x **76 \***

8000327 White  
8000325 Grey  
8000324 Ash  
8000326 Mud

\* Vendita tassativa a scatole complete.  
Sale in full boxes only.

30x30 12"x12"



Mosaico 5x5 su rete  
11x **35 \***

8000331 White  
8000329 Grey  
8000328 Ash  
8000330 Mud

\* Vendita tassativa a scatole complete.  
Sale in full boxes only.

## PEZZI SPECIALI SPECIAL TRIMS

Disponibili in tutti i colori Available in all colors



**Battiscopa Digitale**  
Skirting  
6x60 2.4"x24"  
15x **30**

**Battiscopa Digitale**  
Skirting  
6x80 2.4"x32"  
8x **48**

**Gradino Lineare Costa Retta**  
Step  
33x120x3 13"x48"x1.2"  
2x **189 \***

**Angolare Costa Retta**  
Corner Step  
33x120x3 13"x48"x1.2"  
2x **190 \***  
**Angolare DX/SX** **204 \***  
**Angolare DX** **204 \***  
**Angolare SX** **204 \***



Guarda la tabella completa  
dei pezzi speciali a pagina 348  
View the complete special  
trims tabel at page 348

\* Vendita su ordinazione.  
Available upon request.




Guarda la gamma Boston 30x90 rivestimento a pagina 292 e Boston 20x50 rivestimento a pagina 328  
View the wall tile Boston 30x90 range at page 292 and wall tile Boston 20x50 range at page 328

BOSTON	pcs/box	mq/box	kg/box	box/pallet	mq/pallet	kg/pallet
60x120 24"x48" Rectified R9	2	1,44	28,40	36	51,84	1022,40
80x80 32"x32" Rectified R9 - R11	2	1,28	24,96	40	51,20	998,40
40x80 16"x32" Rectified R9	3	0,96	18,66	28	26,88	522,48
60x60 24"x24" Rectified R9 - R11	3	1,08	21,30	40	43,20	852,00
30x60 12"x24" Rectified R9	6	1,08	21,00	48	51,84	1008,00
30x30 12"x12" Natural R9	13	1,17	22,40	42	49,14	955,00

■ Fino ad esaurimento scorte, in seguito lo spessore passerà a 9,5 mm. Per i nuovi imballi vedere tabella a pag. 350  
While stock lasts, then the thickness will become 9,5 mm. For the new packaging see the table at pag. 350





# VINTAGE


PAVIMENTO E RIVESTIMENTO FLOOR AND WALL TILE




BIANCO




GRIGIO



NERO



AVIO



VERDE

GRES PORCELLANATO SMALTATO GLAZED PORCELAIN TILE



9,2 mm

FORMATI SIZES



20x20  
8"x8"  
Natural



# VINTAGE

< Vintage 18 . Nero



^ Vintage 16 . Bianco . Verde





# VINTAGE

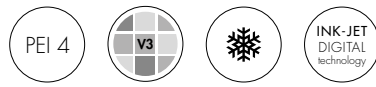
< Vintage 5 . Bianco . Avio



^ Vintage 13 . Nero



# VINTAGE



## FONDI VINTAGE FORMATI E COLORI SIZES & COLORS

20x20 8"x8" ± 9,2 mm Natural R9  
16 Printings




8001115 Bianco



8001135 Grigio




8001138 Nero



8001114 Avio


26x 145




8001139 Verde

## VINTAGE FORMATI E COLORI SIZES & COLORS


20x20 8"x8" ± 9,2 mm Natural R9  
3 Printings




8001116 Vintage 1



8001127 Vintage 2



8001128 Vintage 3




8001129 Vintage 4


26x 148



8001130 Vintage 5



8001131 Vintage 6



8001132 Vintage 7




8001133 Vintage 8


## GRES PORCELLANATO SMALTATO GLAZED PORCELAIN TILE

## VINTAGE FORMATI E COLORI SIZES & COLORS

20x20 8"x8" ± 9,2 mm Natural R9  
3 Printings




8001134 Vintage 9



8001117 Vintage 10



8001118 Vintage 11




8001119 Vintage 12


26x 148




8001120 Vintage 13




8001121 Vintage 14



8001122 Vintage 15




8001123 Vintage 16



8001124 Vintage 17



8001125 Vintage 18



8001126 Vintage 19

VINTAGE	pcs/box	mq/box	kg/box	box/pallet	mq/pallet	kg/pallet
20x20 8"x8" Vintage Natural R9	26	1,04	20,20	64	66,56	1292,80






# '900

PAVIMENTO E RIVESTIMENTO FLOOR AND WALL TILE



BIANCO



NERO



BEIGE



COTTO

GRES PORCELLANATO SMALTATO GLAZED PORCELAIN TILE



9,2 mm

FORMATI SIZES



20x20  
8"x8"  
Natural









'900

< Cementine 2



^ Maioliche 2 Blu . 900 Bianco



## FONDI '900 FORMATI E COLORI SIZES & COLORS

20x20 8"x8" ± 9,2 mm Natural R9  
25 Printings



8000722 900 Beige



8000729 900 Cotto



8000723 900 Bianco

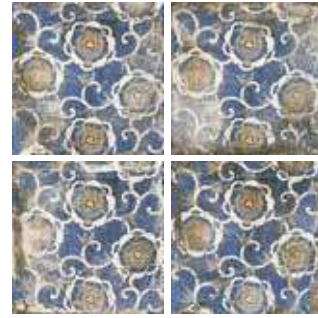


8000740 900 Nero


26x 145

## MAIOLICHE BLU FORMATI E COLORI SIZES & COLORS


20x20 8"x8" ± 9,2 mm Natural R9  
4 Printings



8000730 Maioliche 1 Blu



8000732 Maioliche 2 Blu




8000733 Maioliche 3 Blu



8000734 Maioliche 4 Blu

26x 148



8000735 Maioliche 5 Blu



8000736 Maioliche 6 Blu


## GRES PORCELLANATO SMALTATO GLAZED PORCELAIN TILE

## MAIOLICHE NERE FORMATI E COLORI SIZES & COLORS


20x20 8"x8" ± 9,2 mm Natural R9  
4 Printings




8000737 Maioliche 7 Nera



8000738 Maioliche 8 Nera



8000739 Maioliche 9 Nera



8000731 Maioliche 10 Nera


26x 148

## CEMENTINE FORMATI E COLORI SIZES & COLORS


20x20 8"x8" ± 9,2 mm Natural R9  
1 Printing



8000724 Cementine 1



8000725 Cementine 2



8000726 Cementine 3



8000727 Cementine 4

26x 148



8000728 Cementine 5


'900 MAIOLICHE & CEMENTINE	pcs/box	mq/box	kg/box	box/pallet	mq/pallet	kg/pallet
20x20 8"x8" '900 Natural R9	26	1,04	20,20	64	66,56	1292,80





# WALES

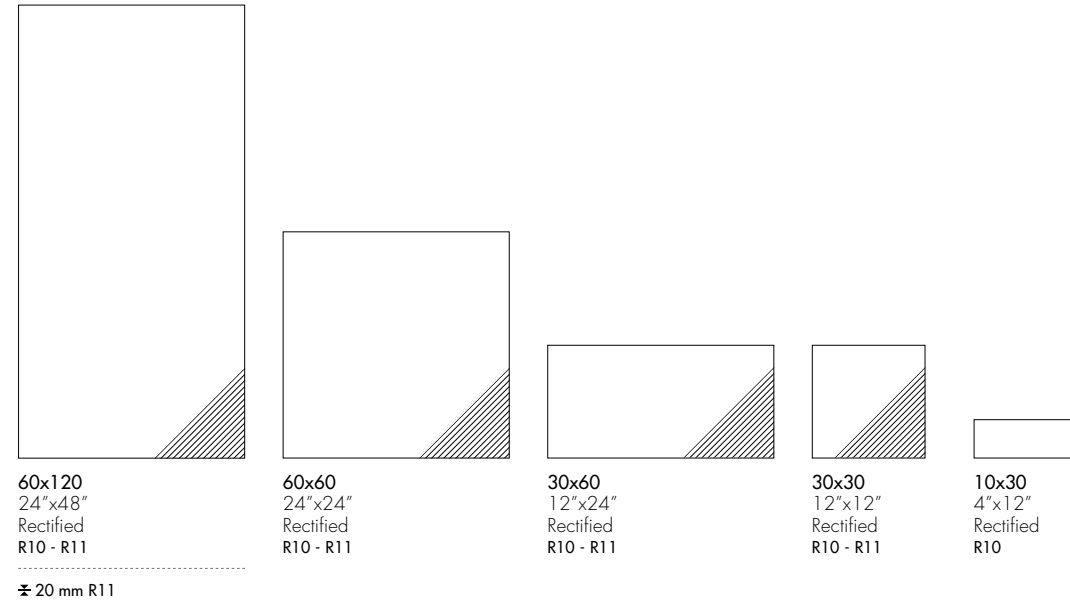
PAVIMENTO E RIVESTIMENTO FLOOR AND WALL TILE



GRES PORCELLANATO SMALTATO GLAZED PORCELAIN TILE



FORMATI SIZES





# WALES

✓ Wales White 60x120 . Antracite 60x120








# WALES

< Wales Grey SP. 20mm 60x120 R11 . Mosaico Grey 5x5



^ Wales Grey 60x60 . Antracite 60x120



# WALES

▼ Wales Beige 60x120 . Mosaico Beige 5x5 . Beige 60x120 R11








# WALES

PAVIMENTO E RIVESTIMENTO FLOOR AND WALL TILE





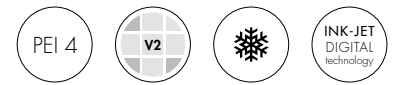
## COLORI COLORS



## FORMATI SIZES

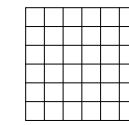
Formato / Size	Rectified R10 ± 9 mm	Colori / Colors	Rectified R11 ± 9 mm	Colori / Colors
60x120 24"x48" 12 Printings	2x <b>149</b> 8001360 8001359 8001358 8001357	White Beige Grey Antracite	2x <b>149</b> 8001371 8001370 8001369	White Beige Grey Antracite
60x60 24"x24" 24 Printings	3x <b>130</b> 8001364 8001363 8001362 8001361	White Beige Grey Antracite	3x <b>130</b> 8001374 8001373 8001372	White Beige Grey
30x60 12"x24" 6x <b>130</b> 8001368 8001367 8001366 8001365	White Beige Grey Antracite	6x <b>130</b> 8001377 8001376 8001375	White Beige Grey	
30x30 12"x12" 12x <b>147</b> 8001673 8001674 8001675 8001676	White Beige Grey Antracite	12x <b>147</b> 8001726 8001727 8001728	White Beige Grey	
10x30 4"x12" 32x <b>169</b> 8001384 8001383 8001382 8001381	White Beige Grey Antracite			

## GRES PORCELLANATO SMALTATO GLAZED PORCELAIN TILE



## DECORI DECORS

30x30 12"x12"



Mosaico 5x5 su rete

11x **35** \*

8001462 White  
8001461 Beige  
8001460 Grey  
8001459 Antracite

\* Vendita tassativa a scatole complete.  
Sale in full boxes only.

## PEZZI SPECIALI SPECIAL TRIMS

Disponibili in tutti i colori Available in all colors



**Battiscopa Digitale**  
Skirting  
6x60 2.4"x24"  
15x **30**

**Gradino Lineare Costa Retta**  
Step  
33x120x3 13"x48"x1.2"  
2x **189** \*

**Angolare Costa Retta**  
Corner Step  
33x120x3 13"x48"x1.2"  
2x **190** \*  
Angolare DX/SX **204** \*  
Angolare DX **204** \*  
Angolare SX **204** \*



Guarda la tabella completa  
dei pezzi speciali a pagina 348  
View the complete special  
trims tabel at page 348

\* Vendita su ordinazione.  
Available upon request.

WALES	pcs/box	mq/box	kg/box	box/pallet	mq/pallet	kg/pallet
60x120 24"x48" Rectified SP. 20mm R11	1	0,72	32,00	32	23,04	1024,00
60x120 24"x48" Rectified R10/R11	2	1,44	28,40	36	51,84	1022,40
60x60 24"x24" Rectified R10/R11	3	1,08	21,30	40	43,20	852,00
30x60 12"x24" Rectified R10/R11	6	1,08	21,00	48	51,84	1008,00
30x30 12"x12" Rectified R10/R11	12	1,08	21,00	48	51,84	1008,00
10x30 4"x12" Rectified R10	32	0,96	19,30	36	34,56	694,80


■ Fino ad esaurimento scorte, in seguito lo spessore passerà a 9,5 mm. Per i nuovi imballi vedere tabella a pag. 350  
While stock lasts, then the thickness will become 9,5 mm. For the new packaging see the table at pag. 350






# TIME

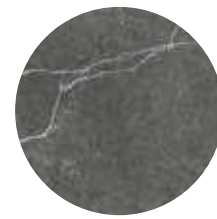
PAVIMENTO E RIVESTIMENTO FLOOR AND WALL TILE



CLOUD




FOG



DARK



SAND



LAND

GRES PORCELLANATO SMALTATO GLAZED PORCELAIN TILE




9 mm




FORMATI SIZES




60x120  
24"x48"  
Rectified  
R10 - R11



80x80  
32"x32"  
Rectified  
R10



40x80  
16"x32"  
Rectified  
R10



60x60  
24"x24"  
Rectified  
R10 - R11



30x60  
12"x24"  
Rectified  
R10 - R11



30x30  
12"x12"  
Rectified  
R10 - R11



10x30  
4"x12"  
Rectified  
R10



# TIME

Time Land 60x120 . Land 60x120 R11





# TIME

< Time Fog 80x80 . Fog 40x80 . Muretto Mix Colori 30x30



^ Time Fog 80x80 . Cloud 60x120









# TIME

PAVIMENTO E RIVESTIMENTO FLOOR AND WALL TILE





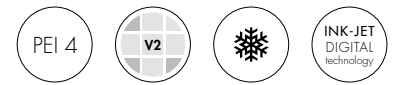
## COLORI COLORS



## FORMATI SIZES

<p>60x120 24"x48"</p> <p>6 Printings</p>	<p>Rectified R10 ± 9 mm 2x  149</p> <p>8000991 Cloud 8000994 Fog 8000993 Dark 8000998 Sand 8000996 Land</p>	<p>Rectified R11 ± 9 mm 2x  149</p> <p>8000992 Cloud 8000995 Fog 8000999 Sand 8000997 Land</p>	OUT
<p>80x80 32"x32"</p> <p>6 Printings</p>	<p>Rectified R10 ± 9 mm 2x  149</p> <p>8001014 Cloud 8001016 Fog 8001015 Dark 8001018 Sand 8001017 Land</p>		
<p>40x80 16"x32"</p>	<p>Rectified R10 ± 9 mm 3x  149</p> <p>8000986 Cloud 8000988 Fog 8000987 Dark 8000990 Sand 8000989 Land</p>		
<p>60x60 24"x24"</p> <p>12 Printings</p>	<p>Rectified R10 ± 9 mm 3x  130</p> <p>8001000 Cloud 8001003 Fog 8001002 Dark 8001007 Sand 8001005 Land</p>	<p>Rectified R11 ± 9 mm 3x  130</p> <p>8001001 Cloud 8001004 Fog 8001008 Sand 8001006 Land</p>	OUT
<p>30x60 12"x24"</p>	<p>Rectified R10 ± 9 mm 6x  130</p> <p>8000977 Cloud 8000980 Fog 8000979 Dark 8000984 Sand 8000982 Land</p>	<p>Rectified R11 ± 9 mm 6x  130</p> <p>8000978 Cloud 8000981 Fog 8000985 Sand 8000983 Land</p>	OUT

## GRES PORCELLANATO SMALTATO GLAZED PORCELAIN TILE



## FORMATI SIZES

<p>30x30 12"x12"</p>	<p>Rectified R10 ± 9 mm 12x  147</p> <p>8000968 Cloud 8000971 Fog 8000970 Dark 8000975 Sand 8000973 Land</p>	<p>Rectified R11 ± 9 mm 12x  147</p> <p>8000969 Cloud 8000972 Fog 8000976 Sand 8000974 Land</p>	OUT
<p>10x30 4"x12"</p>	<p>Rectified R10 ± 9 mm 32x  169</p> <p>8000963 Cloud 8000965 Fog 8000964 Dark 8000967 Sand 8000966 Land</p>		

## DECORI DECORS

<p>30x30 12"x12"</p>	<p>Muretto 5x5 su rete 11x  64 *</p> <p>8001036 Cloud 8001038 Fog 8001037 Dark 8001040 Sand 8001039 Land 8001029 Mix Colori</p>		* Vendita tassativa a scatole complete. Sale in full boxes only.
<p>30x30 12"x12"</p>	<p>Mosaico 5x5 su rete 11x  35 *</p> <p>8001031 Cloud 8001033 Fog 8001032 Dark 8001035 Sand 8001034 Land</p>		* Vendita tassativa a scatole complete. Sale in full boxes only.

## PEZZI SPECIALI SPECIAL TRIMS

Disponibili in tutti i colori Available in all colors

<p>Battiscopa Digitale Skirting 6x60 2.4"x24" 15x  30</p>	<p>Battiscopa Digitale Skirting 6x80 2.4"x32" 8x  48</p>	<p>Gradino Lineare Costa Retta Step 33x120x3 13"x48"x1.2" 2x  189 *</p>	<p>Angolare Costa Retta Corner Step 33x120x3 13"x48"x1.2" 2x </p> <p>Angolare DX/SX 190 * Angolare DX 204 * Angolare SX 204 *</p>	<p>Guarda la tabella completa dei pezzi speciali a pagina 348 View the complete special trims tabel at page 348</p> <p>* Vendita su ordinazione. Available upon request.</p>
---	--	---	---	--

Guarda la gamma Time 20x60 rivestimento a pagina 342  
View the wall tile Time 20x60 range at page 342

TIME	pcs/box	mq/box	kg/box	box/pallet	mq/pallet	kg/pallet
60x120 24"x48" Rectified R10/R11	2	1,44	28,40	36	51,84	1022,40
80x80 32"x32" Rectified R10	2	1,28	24,96	40	51,20	998,40
40x80 16"x32" Rectified R10	3	0,96	18,66	28	26,88	522,48
60x60 24"x24" Rectified R10/R11	3	1,08	21,30	40	43,20	852,00
30x60 12"x24" Rectified R10/R11	6	1,08	21,00	48	51,84	1008,00
30x30 12"x12" Rectified R10/R11	12	1,08	21,00	48	51,84	1008,00
10x30 4"x12" Rectified R10	32	0,96	19,30	36	34,56	694,80


Fino ad esaurimento scorte, in seguito lo spessore passerà a 9,5 mm. Per i nuovi imballi vedere tabella a pag. 350  
While stock lasts, then the thickness will become 9,5 mm. For the new packaging see the table at pag. 350






# SHELLSTONE


PAVIMENTO E RIVESTIMENTO FLOOR AND WALL TILE




SHELLWHITE



SHELLGREY



SHELLDARK




SHELLAMBER

GRES PORCELLANATO SMALTATO GLAZED PORCELAIN TILE




9 mm

FORMATI SIZES



60x120  
24"x48"  
Rectified  
R10 - R11



60x60  
24"x24"  
Rectified  
R10 - R11



30x60 Rectificato  
12"x24" Rectified  
R10 - R11



30x30  
12"x12"  
Rectified  
R10



10x30  
4"x12"  
Rectified  
R10



# SHELLSTONE

~ ShellWhite 60x120





# SHELLSTONE

< ShellAmber 60x120 . ShellGrey Mosaico 5x5 . Wallbrick 30x90



^ ShellAmber 60x60 . Wallbrick 30x90



# SHELLSTONE

~ ShellDark 60x60 . Wallbrick 30x90







# SHELLSTONE

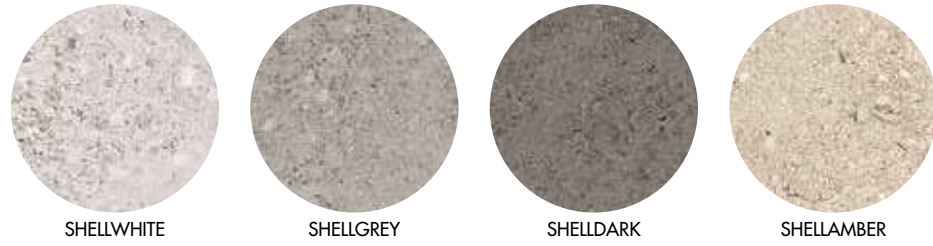
PAVIMENTO E RIVESTIMENTO FLOOR AND WALL TILE





# SHELLSTONE

## COLORI COLORS



## FORMATI SIZES

60x120 24"x48"



Rectified R10  
± 9 mm  
2x **149**


8000899 ShellWhite  
8000897 ShellGrey  
8000894 ShellAmber  
8000896 ShellDark

Rectified R11  
± 9 mm  
2x **149**

8000900 ShellWhite  
8000898 ShellGrey  
8000895 ShellAmber

OUT

60x60 24"x24"



Rectified R10  
± 9 mm  
3x **130**

8000904 ShellWhite  
8000903 ShellGrey  
8000901 ShellAmber  
8000902 ShellDark

Rectified R11  
± 9 mm  
3x **130**

8001420 ShellWhite  
8001419 ShellGrey  
8001418 ShellAmber

OUT

30x60 12"x24"



Rectified R10  
± 9 mm  
6x **130**

8000892 ShellWhite  
8000890 ShellGrey  
8000887 ShellAmber  
8000889 ShellDark

Rectified R11  
± 9 mm  
6x **130**

8000893 ShellWhite  
8000891 ShellGrey  
8000888 ShellAmber

OUT

30x30 12"x12"



Rectified R10  
± 9 mm  
12x **147**

8000886 ShellWhite  
8000885 ShellGrey  
8000883 ShellAmber  
8000884 ShellDark

Rectified R10  
± 9 mm  
32x **169**

8000878 ShellWhite  
8000877 ShellGrey  
8000875 ShellAmber  
8000876 ShellDark

10x30 4"x12"

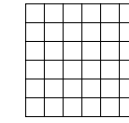


## GRES PORCELLANATO SMALTATO GLAZED PORCELAIN TILE



## DECORI DECORS

30x30 12"x12"



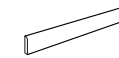
Mosaico 5x5 su rete  
11x **35** \*

8000912 ShellWhite  
8000911 ShellGrey  
8000909 ShellAmber  
8000910 ShellDark

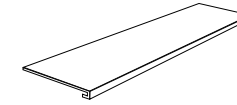
\* Vendita tassativa a scatole complete.  
Sale in full boxes only.

## PEZZI SPECIALI SPECIAL TRIMS

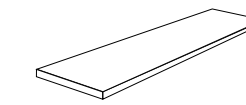
Disponibili in tutti i colori Available in all colors



Battiscopa Digitale  
Skirting  
6x60 2.4"x24"  
15x **30**



Gradino Lineare Costa Retta  
Step  
33x120x3 13"x48"x1.2"  
2x **189** \*



Angolare Costa Retta  
Corner Step  
33x120x3 13"x48"x1.2"  
2x **190** \*  
Angolare DX/SX **204** \*  
Angolare DX **204** \*  
Angolare SX **204** \*



Guarda la tabella completa  
dei pezzi speciali a pagina 348  
View the complete special  
trims tabel at page 348

\* Vendita su ordinazione.  
Available upon request.

SHELLSTONE	pcs/box	mq/box	kg/box	box/pallet	mq/pallet	kg/pallet
60x120 24"x48" Rectified R10 - R11	2	1,44	28,40	36	51,84	1022,40
60x60 24"x24" Rectified R10 - R11	3	1,08	21,30	40	43,20	852,00
30x60 12"x24" Rectified R10 - R11	6	1,08	21,00	48	51,84	1008,00
30x30 12"x12" Rectified R10	12	1,08	21,00	48	51,84	1008,00
10x30 4"x12" Rectified R10	32	0,96	19,30	36	34,56	694,80


■ Fino ad esaurimento scorte, in seguito lo spessore passerà a 9,5 mm. Per i nuovi imballi vedere tabella a pag. 350  
While stock lasts, then the thickness will become 9,5 mm. For the new packaging see the table at pag. 350



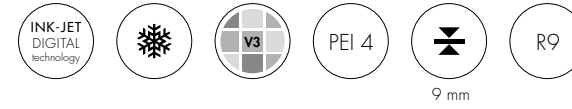


# STAR

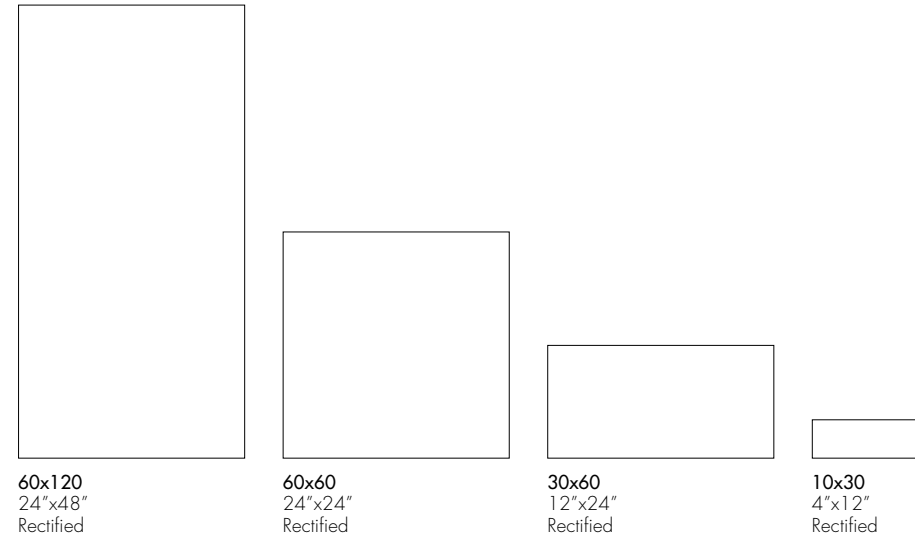
PAVIMENTO E RIVESTIMENTO FLOOR AND WALL TILE



GRES PORCELLANATO SMALTATO GLAZED PORCELAIN TILE



FORMATI SIZES







# STAR

< Star Greige 30x60 . Greige 60x60



^ Star Mosaico Basket White tozz. Grey 27,6x27,6



✓ Star Black 60x120 . Black 10x30 . White 60x60



# STAR

PAVIMENTO E RIVESTIMENTO FLOOR AND WALL TILE





## COLORI COLORS



## FORMATI SIZES


60x120 24"x48"



Rectified R9  
± 9 mm  
2x **149**

8000923 White  
8000921 Greige  
8000922 Grey  
8000920 Black

60x60 24"x24"



Rectified R9  
± 9 mm  
3x **130**

8001476 White  
8001474 Greige  
8001475 Grey  
8001473 Black

30x60 12"x24"



Rectified R9  
± 9 mm  
6x **130**

8001465 White  
8001463 Greige  
8001464 Grey  
8000926 Black

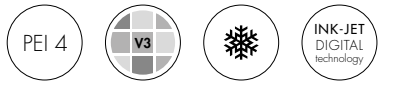
10x30 4"x12"



Rectified R9  
± 9 mm  
32x **169**

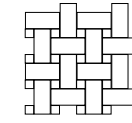
8000919 White  
8000917 Greige  
8000918 Grey  
8001472 Black

## GRES PORCELLANATO SMALTATO GLAZED PORCELAIN TILE



## DECORI DECORS

27,6x27,6 11"x11"

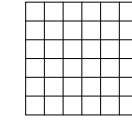


Mosaico Basket su rete  
10x **64** \*

8001505 White tozz.  
8000936 Greige  
8000937 Grey  
8000935 Black

\* Vendita tassativa a scatole complete.  
Sale in full boxes only.

30x30 12"x12"



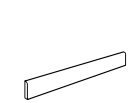
Mosaico 5x5 su rete  
11x **35** \*

8000942 White  
8000940 Greige  
8000941 Grey  
8000939 Black

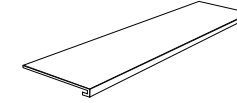
\* Vendita tassativa a scatole complete.  
Sale in full boxes only.

## PEZZI SPECIALI SPECIAL TRIMS

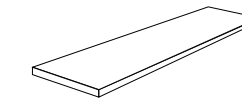
Disponibili in tutti i colori Available in all colors



Battiscopa Digitale  
Skirting  
6x60 2.4"x24"  
1.5x **30**



Gradino Lineare Costa Retta  
Step  
33x120x3 13"x48"x1.2"  
2x **189** \*



Angolare Costa Retta  
Corner Step  
33x120x3 13"x48"x1.2"  
2x **190** \*  
Angolare DX/SX **204** \*  
Angolare DX **204** \*  
Angolare SX **204** \*



Guarda la tabella completa  
dei pezzi speciali a pagina 348  
View the complete special  
trims tabel at page 348

\* Vendita su ordinazione.  
Available upon request.

STAR	pcs/box	mq/box	kg/box	box/pallet	mq/pallet	kg/pallet
60x120 24"x48" Rectified R9	2	1,44	28,40	36	51,84	1022,40
60x60 24"x24" Rectified R9	3	1,08	21,30	40	43,20	852,00
30x60 12"x24" Rectified R9	6	1,08	21,00	48	51,84	1008,00
10x30 4"x12" Rectified R9	32	0,96	19,30	36	34,56	694,80

■ Fino ad esaurimento scorte, in seguito lo spessore passerà a 9,5 mm. Per i nuovi imballi vedere tabella a pag. 350  
While stock lasts, then the thickness will become 9,5 mm. For the new packaging see the table at pag. 350






# LAPIS


PAVIMENTO E RIVESTIMENTO FLOOR AND WALL TILE




ALBA




AURUM



COCTUM



NUBILUM



OLEUM

GRES PORCELLANATO SMALTATO GLAZED PORCELAIN TILE



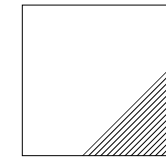
9,2 mm



FORMATI SIZES



40x60  
16"x24"  
Natural  
R10 - R11



40x40  
16"x16"  
Natural  
R10 - R11



20x40  
8"x16"  
Natural  
R10 - R11



20x20  
8"x8"  
Natural  
R10 - R11



# LAPIS

↳ Lapis Aurum 20x40 . Aurum 20x20 . Oleum 40x60 . Oleum 40x40 . Oleum 20x40 . Oleum 20x20







# LAPIS

< Lapis Coctum 40x60 R11 . Coctum R11 40x40 . Coctum 20x20 R11



^ Lapis Alba 40x60 . Alba 40x40 . Alba 20x40 . Alba 20x20





# LAPIS

PAVIMENTO E RIVESTIMENTO FLOOR AND WALL TILE




ALBA



AURUM



COCTUM




NUBILUM



OLEUM



# LAPIS



## COLORI COLORS



## FORMATI SIZES

Formato / Size	Stampi / Printings	Natural R10 ± 9,2 mm 4x [box icon] 148	Alba Aurum Coctum Nubilum Oleum	Natural R11 ± 9,2 mm 4x [box icon] 148	Aurum Coctum Nubilum
40x60 16"x24"	16	8000576 8000577 8000579 8000581 8000583		8000578 8000580 8000582	
40x40 16"x16"	20	8000568 8000569 8000571 8000573 8000575		8000570 8000572 8000574	
20x40 8"x16"	40	8000560 8000561 8000563 8000565 8000567		8000562 8000564 8000566	
20x20 8"x8"	80	8000552 8000553 8000555 8000557 8000559		8000554 8000556 8000558	

## DECORI DECORS

Formato / Size	Stampi / Printings	Mosaico Burattato 5x5 su rete 11x [box icon] 43 *	Alba Aurum Coctum Nubilum Oleum
30x30 12"x12"		8000600 8000601 8000602 8000603 8000604	

\* Vendita tassativa a scatole complete.  
Sale in full boxes only.

## GRES PORCELLANATO SMALTATO GLAZED PORCELAIN TILE

### PEZZI SPECIALI SPECIAL TRIMS



Guarda la tabella completa  
dei pezzi speciali a pagina 350  
View the complete special  
trims tabel at page 350

\* Vendita su ordinazione.  
Available upon request.

### MODULO MULTIFORMATO 9x [box icon]

Formato / Size	Stampi / Printings	Natural R10 ± 9,2 mm 154	Alba Aurum Coctum Nubilum Oleum	Natural R11 ± 9,2 mm 154	Aurum Coctum Nubilum
40x60 16"x24"	2x [box icon]	8000592 8000593 8000595 8000597 8000599		8000594 8000596 8000598	
40x40 16"x16"	1x [box icon]				
20x40 8"x16"	2x [box icon]				
20x20 8"x8"	4x [box icon]				

### SUGGERIMENTI DI POSA LAYING SUGGESTIONS

Formato / Size	pz/modulo	%/mq	pz/mq
20x40	1	17	2,10
40x40	1	33	2,10
40x60	1	50	2,10

Formato / Size	pz/modulo	%/mq	pz/mq
20x20	1	9	2,30
40x40	1	36	2,30
40x60	1	55	2,30

Formato / Size	pz/modulo	%/mq	pz/mq
20x20	2	9	1,92
20x40	2	18	1,92
40x40	1	18	1
40x60	2	55	1,92

Formato / Size	pz/modulo	%/mq	pz/mq
20x20	4	11	2,76
20x40	2	11	1,38
40x40	4	44,5	2,76
40x60	2	33,5	1,38

Formato / Size	pz/modulo	%/mq	pz/mq
20x20	4	17	4,16
20x40	2	17	2,08
40x40	1	17	1,04
40x60	2	49	2,08

Si consiglia posa con fuga 3/4 mm  
Suggested laying with 3/4 mm joint

LAPIS	pcs/box	mq/box	kg/box	box/pallet	mq/pallet	kg/pallet
40x60 16"x24" Natural R10 - R11	4	0,96	18,60	60	57,60	1120,00
40x40 16"x16" Natural R10 - R11	7	1,12	20,20	52	58,24	1060,00
20x40 8"x16" Natural R10 - R11	13	1,04	20,30	45	46,80	920,00
20x20 8"x8" Natural R10 - R11	26	1,04	18,30	60	62,40	1100,00
Scatola MIX Natural R10 - R11	9	0,96	17,60	30	28,80	527,00






# STONE WAVE


PAVIMENTO E RIVESTIMENTO FLOOR AND WALL TILE



WHITE



GREY



BLACK



GREIGE

GRES PORCELLANATO SMALTATO GLAZED PORCELAIN TILE



9,5 mm

FORMATI SIZES



30x60  
12"x24"  
Natural  
R9 - R11



# STONE WAVE

✓ Stone Wave Greige 30x60 . Mosaico Greige 30x30







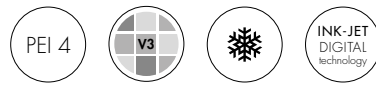
# STONE WAVE

PAVIMENTO E RIVESTIMENTO FLOOR AND WALL TILE






# STONE WAVE

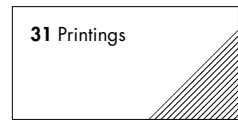


## COLORI COLORS



## FORMATI SIZES

30x60 12"x24"



Natural R9  
± 9,5 mm  
6x  
114

8000949  
8000947  
8000943  
8000945

White  
Grey  
Black  
Greige

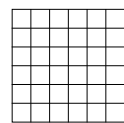
Natural R11  
± 9,5 mm  
6x  
114

8000950  
8000948  
8000944  
8000946

OUT  
White  
Grey  
Black  
Greige

## DECORI DECORS

30x30 12"x12"



Mosaico 5x5 su rete  
11x  
35 \*

8000962  
8000961  
8000959  
8000960

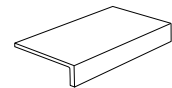
White  
Grey  
Black  
Greige

\* Vendita tassativa a scatole complete.  
Sale in full boxes only.

## PEZZI SPECIALI SPECIAL TRIMS



Battiscopa Digitale  
Skirting  
6x60 2.4"x24"  
15x  
30



El. a Elle Lineare Monolitico R11  
Monolithic L Element  
15x30x4 6"x12"x1.6"  
8x  
61 \*



Guarda la tabella completa  
dei pezzi speciali a pagina 350  
View the complete special  
trims tabel at page 350

\* Vendita su ordinazione.  
Available upon request.

GRES PORCELLANATO SMALTATO GLAZED PORCELAIN TILE



~ Stone Wave Black 30x60

STONE WAVE	pcs/box	mq/box	kg/box	box/pallet	mq/pallet	kg/pallet
30x60 12"x24" Natural R9 - R11	6	1,08	21,00	40	43,20	840,00


■ Fino ad esaurimento scorte, in seguito lo spessore passerà a 9 mm. Per i nuovi imballi vedere tabella a pag. 350  
While stock lasts, then the thickness will become 9 mm. For the new packaging see the table at pag. 350





# GARDEN


PAVIMENTO E RIVESTIMENTO FLOOR AND WALL TILE




BIANCO



GRIGIO



BEIGE



ROSSO

GRES PORCELLANATO SMALTATO GLAZED PORCELAIN TILE



9,2 mm

FORMATI SIZES



20x40  
8"x16"  
Natural  
R11



20x20  
8"x8"  
Natural  
R11



# GARDEN

◀ Garden Grigio 20x40 R11 . Grigio 20x20 R11







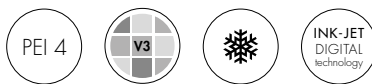
# GARDEN

PAVIMENTO E RIVESTIMENTO FLOOR AND WALL TILE






# GARDEN



## COLORI COLORS



## FORMATI SIZES

20x40 8"x16"



24 Printings

Natural R11

± 9,2 mm

14x

120

8000447

8000448

8000446

8000449

OUT

Bianco

Grigio

Beige

Rosso

20x20 8"x8"



24 Printings

Natural R11

± 9,2 mm

28x

120

8000443

8000444

8000442

8000445

OUT

Bianco

Grigio

Beige

Rosso

Attenzione: prodotto stonizzato.

Si consiglia di miscelare il materiale durante la posa prelevando le piastrelle da diverse scatole.

Attention: highly shaded material.

We advise to lay material mixing tiles from different boxes.

## PEZZI SPECIALI SPECIAL TRIMS

Disponibili in tutti i colori Available in all colors



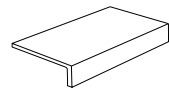
Battiscopa Digitale

Skirting

9,5x40 3.7"x16"

24x

15



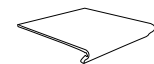
El. a Elle Lineare Monolitico

Monolithic L Element R11

15x30x4 6"x12"x1.6"

8x

61 \*



Gradino Monolitico

Monolithic Step R11

30x33 12"x13"

6x

153 \*



Angolare Monolitico

Monolithic Corner Step R11

33x33 13"x13"

2x

178 \*



Guarda la tabella completa

dei pezzi speciali a pagina 350

View the complete special

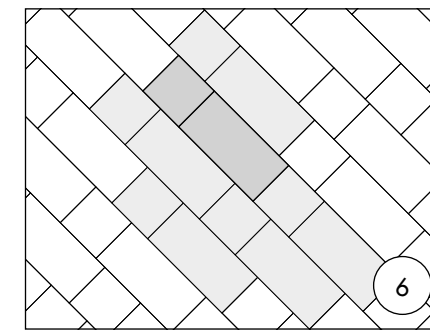
trims tabel at page 350

\* Vendita su ordinazione.

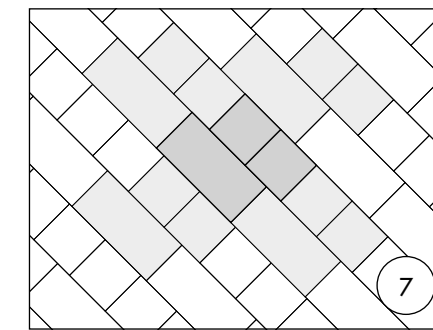
Available upon request.

## GRES PORCELLANATO SMALTATO GLAZED PORCELAIN TILE

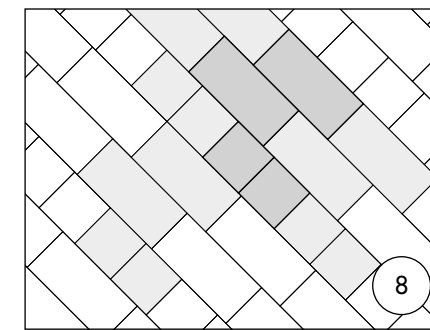
## SUGGERIMENTI DI POSA LAYING SUGGESTIONS



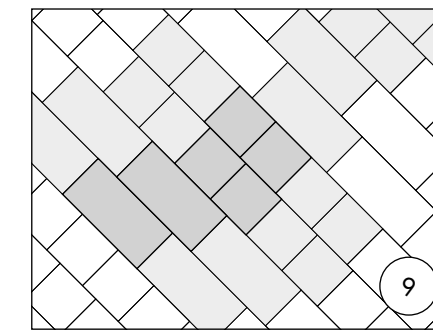
formati sizes	pz/modulo	%/mq	pz/mq
20x20	1	33	8,33
20x40	1	67	8,33



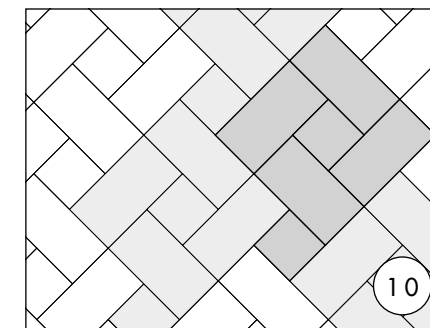
formati sizes	pz/modulo	%/mq	pz/mq
20x20	2	50	12,5
20x40	1	50	6,25



formati sizes	pz/modulo	%/mq	pz/mq
20x20	2	33	8,33
20x40	2	67	8,33



formati sizes	pz/modulo	%/mq	pz/mq
20x20	4	50	12,5
20x40	2	50	6,25



formati sizes	pz/modulo	%/mq	pz/mq
20x20	2	20	5
20x40	4	80	10

GARDEN	pcs/box	mq/box	kg/box	box/pallet	mq/pallet	kg/pallet
20x40 8"x16" Natural R11	14	1,12	20,50	64	71,68	1312,00
20x20 8"x8" Natural R11	28	1,12	20,50	64	71,68	1312,00

■ Fino ad esaurimento scorte, in seguito lo spessore passerà a 8,5 mm. Per i nuovi imballi vedere tabella a pag. 350  
While stock lasts, then the thickness will become 8,5 mm. For the new packaging see the table at pag. 350





# REIMS

PAVIMENTO E RIVESTIMENTO FLOOR AND WALL TILE




BIANCO



BEIGE



COTTO



GRIGIO

GRES PORCELLANATO SMALTATO GLAZED PORCELAIN TILE

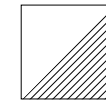


9 mm

FORMATI SIZES



25x50  
10"x20"  
Natural  
R10 - R11



25x25  
10"x10"  
Natural  
R11





# REIMS

< Reims Cotto R11 25x50 - 25x25



^ Reims Bianco R11 25x50 - 25x25





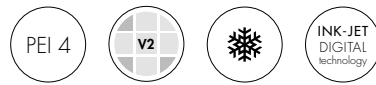
# REIMS

PAVIMENTO E RIVESTIMENTO FLOOR AND WALL TILE






# REIMS



## COLORI COLORS



## FORMATI SIZES

25x50 10"x20"



33 Printings

Natural R10  
± 9 mm  
10x  
140

8002520  
8002519

Beige  
Cotto

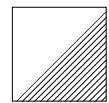
Natural R11  
± 9 mm  
10x  
140

8002304  
8002303  
8002306  
8002305

Bianco  
Beige  
Cotto  
Grigio

OUT

25x25 10"x10"



33 Printings

Natural R11  
± 9 mm  
20x  
140

8002308  
8002307  
8002310  
8002309

Bianco  
Beige  
Cotto  
Grigio

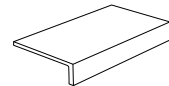
OUT

## PEZZI SPECIALI SPECIAL TRIMS

Disponibili in tutti i colori Available in all colors



Battiscopa Digitale \*\*  
Skirting  
7,5x50 3"x20"  
26x  
21



El. a Elle Lineare Monolitico  
Monolithic L Element R11  
15x30x4 6"x12"x1.6"  
8x  
61 \*

\*\* Colori Beige e Cotto realizzati con la finitura naturale R10, il Bianco e il Grigio con la finitura R11.  
Beige and Cotto colors made with a R10 natural finish, Bianco and Grigio with the R11 finish.

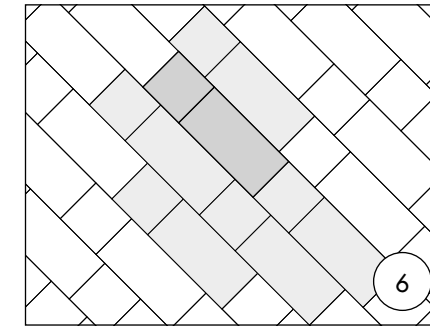


Guarda la tabella completa dei pezzi speciali a pagina 350  
View the complete special trims tabel at page 350

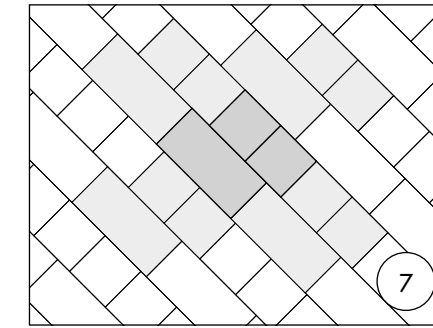
\* Vendita su ordinazione.  
Available upon request.

## GRES PORCELLANATO SMALTATO GLAZED PORCELAIN TILE

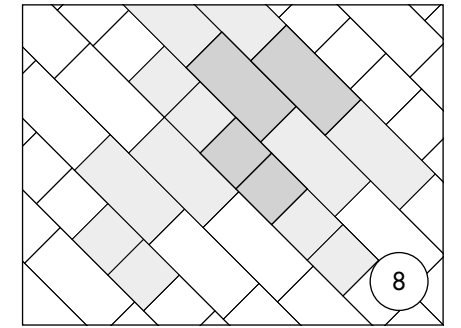
## SUGGERIMENTI DI POSA LAYING SUGGESTIONS



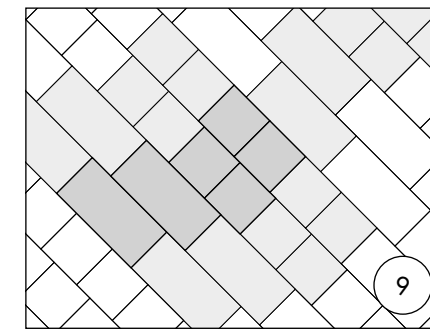
formati sizes	pz/modulo	%/mq	pz/mq
25x25	1	33	5,33
25x50	1	67	5,33



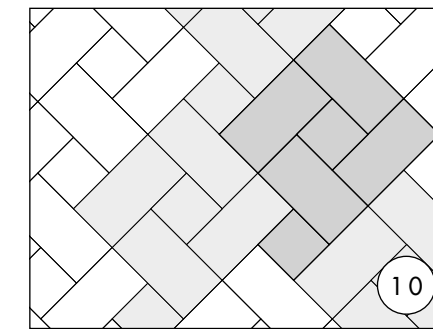
formati sizes	pz/modulo	%/mq	pz/mq
25x25	2	50	8
25x50	1	50	4



formati sizes	pz/modulo	%/mq	pz/mq
25x25	2	33	5,33
25x50	2	67	5,33



formati sizes	pz/modulo	%/mq	pz/mq
25x25	4	50	8
25x50	2	50	4



formati sizes	pz/modulo	%/mq	pz/mq
25x25	2	20	3,2
25x50	4	80	6,4



^ Reims Beige R10/R11 25x50


REIMS	pcs/box	mq/box	kg/box	box/pallet	mq/pallet	kg/pallet
25x50 10"x20" Natural R10/R11	10	1,25	23,60	48	60,00	1148,00
25x25 10"x10" Natural R11	20	1,25	23,40	54	67,50	1280,00





# VIA VERDI


PAVIMENTO E RIVESTIMENTO FLOOR AND WALL TILE



GRIGIO



BEIGE



MUSCHIO

GRES PORCELLANATO SMALTATO GLAZED PORCELAIN TILE

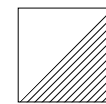


9,2 mm

FORMATI SIZES



25x50  
10"x20"  
Natural  
R11



25x25  
10"x10"  
Natural  
R11



# VIA VERDI

~ Via Verdi Grigio 25x50 R11 . Grigio 25x25 R11







# VIA VERDI

PAVIMENTO E RIVESTIMENTO FLOOR AND WALL TILE





## COLORI COLORS



## FORMATI SIZES

**25x50 10"x20"**

**33 Printings**

Natural R11  
± 9,2 mm  
10x  
140

8001143 Grigio  
8001142 Beige  
8001144 Muschio

**25x25 10"x10"**

**33 Printings**

Natural R11  
± 9,2 mm  
20x  
140

8001140 Grigio  
8001477 Beige  
8001141 Muschio

Attenzione: prodotto stonalizzato.  
Si consiglia di miscelare il materiale durante la posa prelevando le piastrelle da diverse scatole.  
Attention: highly shaded material.  
We advise to lay material mixing tiles from different boxes.

## PEZZI SPECIALI SPECIAL TRIMS

Disponibili in tutti i colori Available in all colors

**Battiscopa Digitale**  
Skirting  
7,5x50 3"x20"  
26x  
21

**El. a Elle Lineare Monolitico**  
Monolithic L Element R11  
15x30x4 6"x12"x1.6"  
8x  
61 \*

**Gradino Monolitico**  
Monolithic Step R11  
30x33 12"x13"  
6x  
153 \*

**Angolare Monolitico**  
Monolithic Corner Step R11  
33x33 13"x13"  
2x  
178 \*

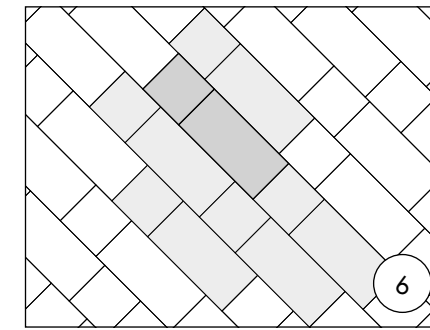


Guarda la tabella completa dei pezzi speciali a pagina 350  
View the complete special trims tabel at page 350

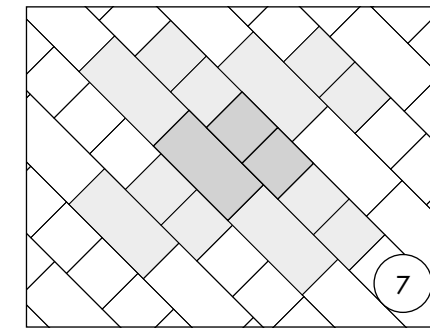
\* Vendita su ordinazione.  
Available upon request.

## GRES PORCELLANATO SMALTATO GLAZED PORCELAIN TILE

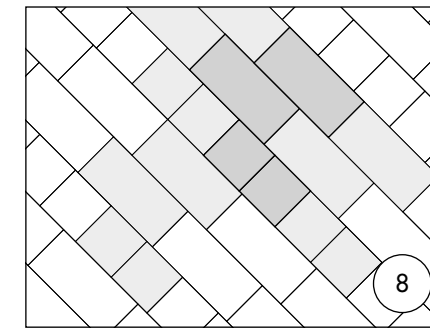
## SUGGERIMENTI DI POSA LAYING SUGGESTIONS



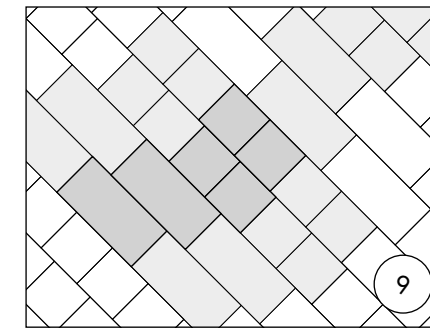
formati sizes	pz/modulo	%/mq	pz/mq
25x25	1	33	5,33
25x50	1	67	5,33




formati sizes	pz/modulo	%/mq	pz/mq
25x25	2	50	8
25x50	1	50	4



formati sizes	pz/modulo	%/mq	pz/mq
25x25	2	33	5,33
25x50	2	67	5,33



formati sizes	pz/modulo	%/mq	pz/mq
25x25	4	50	8
25x50	2	50	4



formati sizes	pz/modulo	%/mq	pz/mq
25x25	2	20	3,2
25x50	4	80	6,4

VIA VERDI	pcs/box	mq/box	kg/box	box/pallet	mq/pallet	kg/pallet
25x50 10"x20" Natural R11	10	1,25	23,60	48	60,00	1132,80
25x25 10"x10" Natural R11	20	1,25	23,30	54	67,50	1258,20

■ Fino ad esaurimento scorte, in seguito lo spessore passerà a 9 mm. Per i nuovi imballi vedere tabella a pag. 350  
While stock lasts, then the thickness will become 9 mm. For the new packaging see the table at pag. 350





# PETRIFIED WOOD

PAVIMENTO E RIVESTIMENTO FLOOR AND WALL TILE



WHITE



NATURAL




BLUE

GRES PORCELLANATO SMALTATO GLAZED PORCELAIN TILE



9 mm  
9,5 mm

FORMATI SIZES



60x120  
24"x48"

Rectified Matt

Rectified Polished



20x120  
8"x48"

Rectified Matt

Rectified Polished



30x60  
12"x24"

Rectified Matt

Rectified Polished



10x30  
4"x12"

Rectified Matt

Rectified Polished



# PETRIFIED WOOD

~ Petrified Wood White Naturale/Matt 60x120 . Blue Mosaico Esagono Levigato/Polished 30x30







# PETRIFIED WOOD

< Petrified Wood Blue Levigato/Polished 20x120



^ Petrified Wood White Levigato/Polished 60x120 . 10x30



# PETRIFIED WOOD

~ Petrified Wood Natural Naturale/Matt 60x120 . Mosaico Naturale/Matt 30x30







# PETRIFIED WOOD

PAVIMENTO E RIVESTIMENTO FLOOR AND WALL TILE





# PETRIFIED WOOD

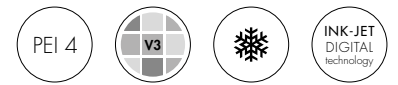
## COLORI COLORS



## FORMATI SIZES

Formato	Rectified R9 ± 9 mm	Levigato Polished Rectified ± 9,5 mm
60x120 24"x48" 8 Printings	2x 149 8000807 White 8000805 Natural 8000803 Blue	2x 180 8000808 White 8000806 Natural 8000804 Blue
20x120 8"x48" 24 Printings	6x 151 8002073 White 8002072 Natural 8002071 Blue	4x 180 8000796 White 8000794 Natural 8000792 Blue
30x60 12"x24" 32 Printings	6x 130 8000801 White 8000799 Natural 8000797 Blue	6x 171 8000802 White 8000800 Natural 8000798 Blue
10x30 4"x12" 32 Printings	32x 169 8000789 White 8000787 Natural 8000785 Blue	32x 181 8000790 White 8000788 Natural 8000786 Blue

## GRES PORCELLANATO SMALTATO GLAZED PORCELAIN TILE




## DECORI DECORS

Decor	Mosaico 5x5 su rete R9	Mosaico 5x5 su rete Levigato Polished
30x30 12"x12"	11x 35 * 8000826 White 8000825 Natural 8000821 Blue	11x 48 * 8000824 White 8000823 Natural 8000822 Blue
30x30 12"x12"	Mosaico Esagona su rete R9	Mosaico Esagona su rete Levigato Polished
	6x 106 * 8000820 White 8000819 Natural 8000815 Blue	6x 115 * 8000818 White 8000817 Natural 8000816 Blue

\* Vendita tassativa a scatole complete. Sale in full boxes only.

## PEZZI SPECIALI SPECIAL TRIMS

Disponibili in tutti i colori Available in all colors



Guarda la tabella completa dei pezzi speciali a pagina 348  
View the complete special trims tabel at page 348

\* Vendita su ordinazione. Available upon request.

PETRIFIED WOOD	pcs/box	mq/box	kg/box	box/pallet	mq/pallet	kg/pallet
60x120 24"x48" Matt Rectified R9	2	1,44	28,40	36	51,84	1022,40
60x120 24"x48" Polished Rectified	2	1,44	32,60	32	46,08	1043,20
20x120 8"x48" Matt Rectified R9	6	1,44	27,78	36	51,84	1000,08
20x120 8"x48" Polished Rectified	4	0,96	21,75	40	38,40	870,00
30x60 12"x24" Matt Rectified R9	6	1,08	21,00	48	51,84	1008,00
30x60 12"x24" Polished Rectified	6	1,08	24,00	40	43,20	960,00
10x30 4"x12" Matt Rectified R9	32	0,96	19,30	36	34,56	694,80
10x30 4"x12" Polished Rectified	32	0,96	20,08	36	34,56	722,88


■ Fino ad esaurimento scorte, in seguito lo spessore passerà a 9,5 mm. Per i nuovi imballi vedere tabella a pag. 350  
While stock lasts, then the thickness will become 9,5 mm. For the new packaging see the table at pag. 350



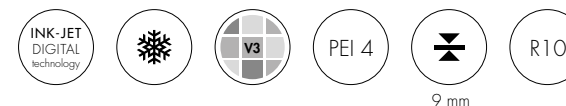


# ORIGIN


PAVIMENTO E RIVESTIMENTO FLOOR AND WALL TILE



GRES PORCELLANATO SMALTATO GLAZED PORCELAIN TILE



FORMATI SIZES





# ORIGIN

Origin Sand 60x120





# ORIGIN

◁ Origin Grey 60x60 / 30x60 . Grey Esagona 30x30



^ Origin Blue 60x120 . Grey 60x120






# ORIGIN

PAVIMENTO E RIVESTIMENTO FLOOR AND WALL TILE






## COLORI COLORS



## FORMATI SIZES


60x120 24"x48"



Rectified R10  
± 9 mm ■  
2x **149**

8000761 White  
8000760 Sand  
8000758 Grey  
8000756 Blue

60x60 24"x24"



Rectified R10  
± 9 mm ■  
3x **130**

8000766 White  
8000765 Sand  
8000764 Grey  
8000763 Blue

30x60 12"x24"



Rectified R10  
± 9 mm ■  
6x **130**

8000755 White  
8000754 Sand  
8000753 Grey  
8000752 Blue

10x30 4"x12"



Rectified R10  
± 9 mm ■  
32x **169**

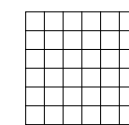
8000751 White  
8000750 Sand  
8000749 Grey  
8000748 Blue

## GRES PORCELLANATO SMALTATO GLAZED PORCELAIN TILE



## DECORI DECORS

30x30 12"x12"

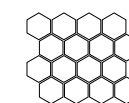


Mosaico 5x5 su rete  
11x **35** \*

8000778 White  
8000777 Sand  
8000776 Grey  
8000775 Blue

\* Vendita tassativa a scatole complete.  
Sale in full boxes only.

29x25 11.5"x10"



Mosaico Esagona su rete  
6x **82** \*

8000774 White  
8000773 Sand  
8000772 Grey  
8000771 Blue

\* Vendita tassativa a scatole complete.  
60 scatole / colore (1 pallet completo).  
Sale in full boxes only. Minimum order  
60 boxes / color (1 full pallet).

## PEZZI SPECIALI SPECIAL TRIMS

Disponibili in tutti i colori Available in all colors



Battiscopa Digitale  
Skirting  
6x60 2.4"x24"  
15x **30**



Guarda la tabella completa  
dei pezzi speciali a pagina 348  
View the complete special  
trims tabel at page 348

\* Vendita su ordinazione.  
Available upon request.

ORIGIN	pcs/box	mq/box	kg/box	box/pallet	mq/pallet	kg/pallet
60x120 24"x48" Rectified R10	2	1,44	28,40	36	51,84	1022,40
60x60 24"x24" Rectified R10	3	1,08	21,30	40	43,20	852,00
30x60 12"x24" Rectified R10	6	1,08	21,00	48	51,84	1008,00
10x30 4"x12" Rectified R10	32	0,96	19,30	36	34,56	694,80

■ Fino ad esaurimento scorte, in seguito lo spessore passerà a 9,5 mm. Per i nuovi imballi vedere tabella a pag. 350  
While stock lasts, then the thickness will become 9,5 mm. For the new packaging see the table at pag. 350






# IMPERIUM


PAVIMENTO E RIVESTIMENTO FLOOR AND WALL TILE



CREAM



COTTON




SILVER

GRES PORCELLANATO SMALTATO GLAZED PORCELAIN TILE




9 mm

FORMATI SIZES



60x120  
24"x48"  
Rectified



60x60  
24"x24"  
Rectified



30x60  
12"x24"  
Rectified



30x30  
12"x12"  
Rectified



10x30  
4"x12"  
Rectified



# IMPERIUM

Imperium Cotton 60x120 . Cotton 30x60







# IMPERIUM

PAVIMENTO E RIVESTIMENTO FLOOR AND WALL TILE



CREAM



COTTON



SILVER



# IMPERIUM

## COLORI COLORS




CREAM

COTTON

SILVER

## FORMATI SIZES

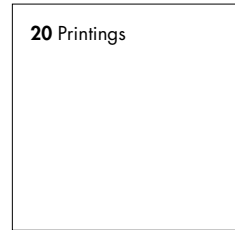
60x120 24"x48"



Rectified R10  
± 9 mm  
2x **149**

8000509 Cream  
8000508 Cotton  
8000510 Silver

60x60 24"x24"



Rectified R10  
± 9 mm  
3x **130**

8000512 Cream  
8000511 Cotton  
8000513 Silver

30x60 12"x24"



Rectified R10  
± 9 mm  
6x **130**

8000506 Cream  
8000505 Cotton  
8000507 Silver

30x30 12"x12"



Rectified R10  
± 9 mm  
12x **147**

8001795 Cream  
8001796 Cotton  
8001797 Silver

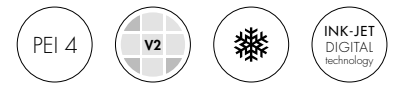
10x30 4"x12"



Rectified R10  
± 9 mm  
32x **169**

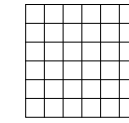
8002301 Cream  
8001623 Cotton  
8002302 Silver

## GRES PORCELLANATO SMALTATO GLAZED PORCELAIN TILE



## DECORI DECORS

30x30 12"x12"



Mosaico 5x5 su rete  
11x **35** \*

8000521 Cream  
8000520 Cotton  
8000523 Silver

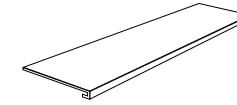
\* Vendita tassativa a scatole complete.  
Sale in full boxes only.

## PEZZI SPECIALI SPECIAL TRIMS

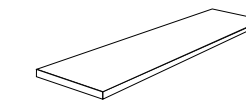
Disponibili in tutti i colori Available in all colors



Battiscopa Digitale  
Skirting  
6x60 2.4"x24"  
15x **30**



Gradino Lineare Costa Retta  
Step  
33x120x3 13"x48"x1.2"  
2x **189** \*



Angolare Costa Retta  
Corner Step  
33x120x3 13"x48"x1.2"  
2x **190** \*  
Angolare DX/SX **204** \*  
Angolare DX **204** \*  
Angolare SX **204** \*



Guarda la tabella completa  
dei pezzi speciali a pagina 348  
View the complete special  
trims tabel at page 348

\* Vendita su ordinazione.  
Available upon request.

IMPERIUM	pcs/box	mq/box	kg/box	box/pallet	mq/pallet	kg/pallet
60x120 24"x48" Rectified R10	2	1,44	28,40	36	51,84	2022,00
60x60 24"x24" Rectified R10	3	1,08	21,30	40	43,20	852,00
30x60 12"x24" Rectified R10	6	1,08	21,00	48	51,84	1008,00
30x30 12"x12" Rectified R10	12	1,08	21,00	48	51,84	1008,00
10x30 4"x12" Rectified R10	32	0,96	19,30	36	34,56	694,80

\* Fino ad esaurimento scorte, in seguito lo spessore passerà a 9,5 mm. Per i nuovi imballi vedere tabella a pag. 350  
While stock lasts, then the thickness will become 9,5 mm. For the new packaging see the table at pag. 350





# TONGASS

PAVIMENTO E RIVESTIMENTO FLOOR AND WALL TILE



WHITE



BLOND



NATURAL




BROWN

GRES PORCELLANATO SMALTATO GLAZED PORCELAIN TILE



9 mm

FORMATI SIZES



20x120  
8"x48"  
Rectified  
R10 - R11



# TONGASS

✓ Tongass Brown 20x120 . White 20x120 . Decoro Diamond 20x120







# TONGASS

< Tongass Natural 20x120 . Decoro Diamond 20x120



^ Tongass Blond 20x120





# TONGASS

PAVIMENTO E RIVESTIMENTO FLOOR AND WALL TILE





# TONGASS



## COLORI COLORS



## FORMATI SIZES

20x120 8"x48"

39 Printings

Rectified R10  
± 9 mm  
5x  
153

8002062  
8002059  
8002025  
8002060

White  
Blond  
Natural  
Brown

Rectified R11  
± 9 mm  
5x  
153

8002064  
8002063

Blond  
Natural

OUT

## DECORI DECORS

20x120 8"x48"



Decoro Diamond  
5x  
155 \* MIX  
8002061

\* **MIX**  
I decori sono soggetti misti e sono inscatolati in modo casuale. Decorations are mixed subjects and are randomly packed.

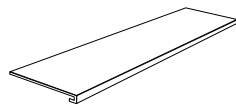
Posa consigliata con fuga 2 mm. La ripresa grafica tra i decori può avere un tolleranza contenuta in 2 cm. Recommended installation with 2 mm joint. The tile graphic between the decorations can have a tolerance included in 2 cm.

## PEZZI SPECIALI SPECIAL TRIMS

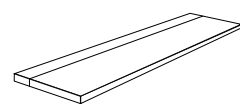
Disponibili in tutti i colori Available in all colors



Battiscopa Digitale  
Skirting  
6x60 2.4"x24"  
15x  
30



Gradino Lineare Costa Retta  
Step  
20x120x3 8"x48"x1.2"  
2x  
189 \*



Angolare Costa Retta  
Corner Step  
30x120x3 12"x48"x1.2"  
2x  
Angolare DX/SX 190 \*  
Angolare DX 204 \*  
Angolare SX 204 \*



Guarda la tabella completa dei pezzi speciali a pagina 348. View the complete special trims tabel at page 348

\* Vendita su ordinazione. Available upon request.

POSA CONSIGLIATA 1/3 MINIMO 2 MM DI FUGA  
SUGGESTED LAYING 1/3 MINIMUM 2 MM OF JOINT

POSA SCONSIGLIATA 1/2 SENZA FUGA  
NOT RECOMMENDED LAYING 1/2 WITHOUT JOINT

Attenzione: prodotto stonalizzato. Si consiglia di miscelare il materiale durante la posa prelevando le piastrelle da diverse scatole. Attention: highly shaded material. We advise to lay material mixing tiles from different boxes.

TONGASS	pcs/box	mq/box	kg/box	box/pallet	mq/pallet	kg/pallet
20x120 8"x48" Rectified R10 - R11	5	1,20	23,15	48	57,60	1152,00
20x120 8"x48" Decoro Diamond	5	1,20	23,15	48	57,60	1152,00

■ Fino ad esaurimento scorte, in seguito lo spessore passerà a 9,5 mm. Per i nuovi imballi vedere tabella a pag. 350  
While stock lasts, then the thickness will become 9,5 mm. For the new packaging see the table at pag. 350

## GRES PORCELLANATO SMALTATO GLAZED PORCELAIN TILE




^ Tongass Natural 20x120 R11





# AXIS

PAVIMENTO E RIVESTIMENTO FLOOR AND WALL TILE



BIRCH



MAPLE



OAK



NUT


GRES PORCELLANATO SMALTATO GLAZED PORCELAIN TILE



8,5 mm  
9 mm



FORMATI SIZES



30x120  
12"x48"  
Rectified  
R9



20x120  
8"x48"  
Rectified  
R9



15x60  
6"x24"  
Natural  
R9 - R11



# AXIS

✓ Axis Nut 20x120







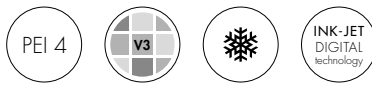
# AXIS

PAVIMENTO E RIVESTIMENTO FLOOR AND WALL TILE






# AXIS



## COLORI COLORS



## FORMATI SIZES

<b>30x120 12"x48"</b> 20 Printings	Rectified R9 ± 9 mm 3x 148	8000852 Birch 8000853 Maple 8000855 Oak 8000854 Nut		
<b>20x120 8"x48"</b> 30 Printings	Rectified R9 ± 9 mm 5x 148	8002049 Birch 8001998 Maple 8002051 Oak 8002050 Nut		
<b>15x60 6"x24"</b> 20 Printings	Natural R9 ± 8,5 mm 16x 108	8000232 Birch 8000234 Maple 8000238 Oak 8000236 Nut	Natural R11 ± 8,5 mm 16x 108	OUT 8000233 Birch 8000235 Maple 8000239 Oak 8000237 Nut

## PEZZI SPECIALI SPECIAL TRIMS

Disponibili in tutti i colori Available in all colors

 <b>Battiscopa Digitale</b> Skirting 6x60 2.4"x24" 15x 30	 <b>El. a Elle Monolitico R11</b> Monolithic L Element 15x30x4 6"x12"x1.6" 8x 61 *	 <b>Gradino Lineare Costa Retta</b> Step 30x120x3 12"x48"x1.2" 2x 189 *	 <b>Angolare Costa Retta</b> Corner Step 30x120x3 12"x48"x1.2" 2x Angolare DX/SX 190 * Angolare DX 204 * Angolare SX 204 *
--	---	--	---



Guarda la tabella completa dei pezzi speciali a pagina 348  
View the complete special trims tabel at page 348

\* Vendita su ordinazione.  
Available upon request.

POSA CONSIGLIATA 1/3 MINIMO 2 MM DI FUGA  
SUGGESTED LAYING 1/3 MINIMUM 2 MM OF JOINT


POSA SCONSIGLIATA 1/2 SENZA FUGA  
NOT RECOMMENDED LAYING 1/2 WITHOUT JOINT

Attenzione: prodotto stonalizzato.  
Si consiglia di miscelare il materiale durante la posa prelevando le piastrelle da diverse scatole.  
Attention: highly shaded material.  
We advise to lay material mixing tiles from different boxes.

AXIS	pcs/box	mq/box	kg/box	box/pallet	mq/pallet	kg/pallet
30x120 12"x48" Rectified R9	3	1,08	20,85	48	51,84	1000,80
20x120 8"x48" Rectified R9	5	1,20	23,15	48	57,60	1152,00
15x60 6"x24" Natural R9 - R11	16	1,44	24,65	40	57,60	985,00

■ Fino ad esaurimento scorte, in seguito lo spessore passerà a 9,5 mm. Per i nuovi imballi vedere tabella a pag. 350  
While stock lasts, then the thickness will become 9,5 mm. For the new packaging see the table at pag. 350

## GRES PORCELLANATO SMALTATO GLAZED PORCELAIN TILE



~ Axis Maple 20x120





# PLANET

PAVIMENTO E RIVESTIMENTO FLOOR AND WALL TILE



OLMO



ROVERE



NOCE




CENERE

GRES PORCELLANATO SMALTATO GLAZED PORCELAIN TILE



9 mm

FORMATI SIZES



30x120  
12"x48"  
Rectified



20x120  
8"x48"  
Rectified









# PLANET

PAVIMENTO E RIVESTIMENTO FLOOR AND WALL TILE



OLMO



ROVERE



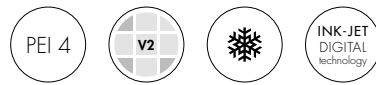
NOCE



CENERE



# PLANET



## COLORI COLORS



OLMO

ROVERE

NOCE

CENERE

## FORMATI SIZES

30x120 12"x48"



Rectified R9  
± 9 mm  
3x  
148

8001904 Olmo  
8001905 Rovere  
8001902 Noce  
8001903 Cenere

20x120 8"x48"



Rectified R9  
± 9 mm  
5x  
148

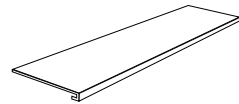
8001958 Olmo  
8001959 Rovere  
8001961 Noce  
8001960 Cenere

## PEZZI SPECIALI SPECIAL TRIMS

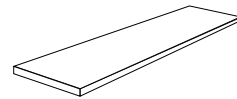
Disponibili in tutti i colori Available in all colors



Battiscopa Digitale  
Skirting  
6x60 2.4"x24"  
15x  
30



Gradino Lineare Costa Retta  
Step  
30x120x3 12"x48"x1.2"  
2x  
189 \*



Angolare Costa Retta  
Corner Step  
30x120x3 12"x48"x1.2"  
2x  
Angolare DX/SX 190 \*  
Angolare DX 204 \*  
Angolare SX 204 \*



Guarda la tabella completa  
dei pezzi speciali a pagina 348  
View the complete special  
trims tabel at page 348

\* Vendita su ordinazione.  
Available upon request.

POSA CONSIGLIATA 1/3 MINIMO 2 MM DI FUGA  
SUGGESTED LAYING 1/3 MINIMUM 2 MM OF JOINT


POSA SCONSIGLIATA 1/2 SENZA FUGA  
NOT RECOMMENDED LAYING 1/2 WITHOUT JOINT

Attenzione: prodotto stonalizzato.  
Si consiglia di miscelare il materiale durante la posa prelevando  
le piastrelle da diverse scatole.  
Attention: highly shaded material.  
We advise to lay material mixing tiles from different boxes.

PLANET	pcs/box	mq/box	kg/box	box/pallet	mq/pallet	kg/pallet
30x120 12"x48" Rectified R9	3	1,08	20,83	48	51,84	1000,80
20x120 8"x48" Rectified R9	5	1,20	23,15	48	57,60	1152,00

■ Fino ad esaurimento scorte, in seguito lo spessore passerà a 9,5 mm. Per i nuovi imballi vedere tabella a pag.350  
While stock lasts, then the thickness will become 9,5 mm. For the new packaging see the table at pag. 350

## GRES PORCELLANATO SMALTATO GLAZED PORCELAIN TILE



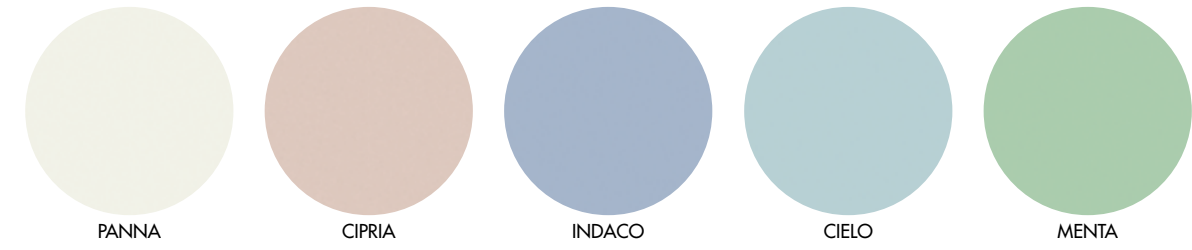
~ Planet Olmo 20x120



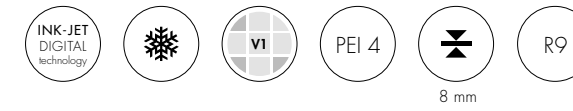


# PANTONE 2.0


PAVIMENTO E RIVESTIMENTO FLOOR AND WALL TILE



GRES PORCELLANATO SMALTATO GLAZED PORCELAIN TILE



FORMATI SIZES



30x90  
12"x36"  
Rectified



# PANTONE 2.0

✓ Pantone 2.0 Indaco 30x90 . Flowers 30x90 / Floor Tongass Brown 20x120





# PANTONE 2.0

◀ Pantone 2.0 Cielo 30x90 . Geometric 30x90 / Floor Axis Birch 30x120



^ Pantone 2.0 Cielo 30x90 . Geometric 30x90



# PANTONE 2.0

~ Pantone 2.0 Panna 30x90 . Jungle 30x90 / Floor Teatro Bone 60x60





# PANTONE 2.0

Pantone 2.0 Cipria 30x90 . Spring 30x90 / Floor Cool Almond 60x120 >

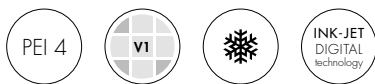


^ Pantone 2.0 Cipria 30x90 . Spring 30x90






# PANTONE 2.0



± 8 mm



30x90 12"x36"  
8001332 Pantone 2.0 Cipria

5x 148



30x90 12"x36"  
8001983 Pantone 2.0 Spring

4x \* 193



30x90 12"x36"  
8001331 Pantone 2.0 Indaco

5x 148



30x90 12"x36"  
8001984 Pantone 2.0 Flowers

4x \* 193



30x90 12"x36"  
8001335 Pantone 2.0 Cielo

5x 148



30x90 12"x36"  
8001985 Pantone 2.0 Geometric

4x \* 193




30x90 12"x36"  
8001333 Pantone 2.0 Menta

5x 148



30x90 12"x36"  
8001982 Pantone 2.0 Patch

4x \* 193



30x90 12"x36"  
8001330 Pantone 2.0 Panna

5x 148



30x90 12"x36"  
8001981 Pantone 2.0 Jungle (2 soggetti)

4x \* 193

\* **MIX**

I decori sono soggetti misti e sono inscatolati in modo casuale.  
Decorations are mixed subjects and are randomly packed.

\* Vendita tassativa a scatole complete Sale in full boxes only

## GRES PORCELLANATO PORCELAIN TILE



30x90 12"x36"  
8001354 Pantone Twig

5x 149



30x90 12"x36"  
8001157 Wallbrick

5x 149



### PAVIMENTI ABBINATI MATCHING FLOOR TILES

GRES PORCELLANATO SMALTATO GLAZED PORCELAIN TILE

ABSOLUTE  
AXIS  
BOSTON  
COOL  
PLANET  
SHELLSTONE  
THEATRO  
THEORY  
TIME  
TONGASS  
WALES

PANTONE 2.0	pcs/box	mq/box	kg/box	box/pallet	mq/pallet	kg/pallet
30x90 12"x36" Rectified	5	1,35	23,80	48	64,80	1142,40
30x90 12"x36" Twig Rectified	5	1,35	23,80	48	64,80	1142,40
30x90 12"x36" Wallbrick Rectified	5	1,35	23,80	48	64,80	1142,40
30x90 12"x36" Jungle Rectified	4	1,08	-	-	-	-
30x90 12"x36" Patch Rectified	4	1,08	-	-	-	-
30x90 12"x36" Spring Rectified	4	1,08	-	-	-	-
30x90 12"x36" Flowers Rectified	4	1,08	-	-	-	-
30x90 12"x36" Geometric Rectified	4	1,08	-	-	-	-






# ABSOLUTE


PAVIMENTO E RIVESTIMENTO FLOOR AND WALL TILE




IVORY



ICE



GREY



TAUPE

GRES PORCELLANATO SMALTATO GLAZED PORCELAIN TILE



8 mm

FORMATI SIZES



30x90  
12"x36"  
Rectified



# ABSOLUTE

~ Absolute Ivory 30x90 . Righe Earth 30x90 / Floor Planet Noce 20x120





# ABSOLUTE

◀ Absolute Decoro Pine Grey 30x90 . Grey 30x90



^ Absolute Ice 30x90 . Muretto Silver 30x90 / Floor Absolute Cement Smoke 80x80



# ABSOLUTE

Absolute Decoro Corten 30x90 . Wood Taupe 20x120 / Floor Absolute Wood Ivory 20x120 >

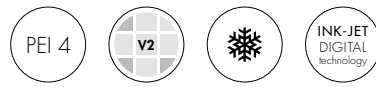


^ Absolute Decoro Tetrys 30x90 / Floor Absolute Wood White 20x120





# ABSOLUTE




± 8 mm




30x90 12"x36"  
8000112 Absolute Ivory **10 Printings**  
5x **148**



30x90 12"x36"  
8000111 Absolute Ice **10 Printings**  
5x **148**



30x90 12"x36"  
8000114 Absolute Taupe **10 Printings**  
5x **148**



30x90 12"x36"  
8000110 Absolute Grey **10 Printings**  
5x **148**



30x90 12"x36"  
8000108 Absolute Decoro Corten \* **10 Printings \* MIX**  
5x **149**



30x90 12"x36"  
8000113 Absolute Muretto Silver \* **10 Printings \* MIX**  
5x **149**



30x90 12"x36"  
8000195 Absolute Decoro Pine Taupe **4x** **193**



30x90 12"x36"  
8000194 Absolute Decoro Pine Grey **4x** **193**

## GRES PORCELLANATO SMALTATO GLAZED PORCELAIN TILE



30x90 12"x36"  
8000109 Absolute Righe Earth \* **6 Printings \* MIX**  
5x **149**



30x90 12"x36"  
8000115 Absolute Decoro Tetrys \* **3 Printings \* MIX**  
5x **149**

### PAVIMENTI ABBINATI MATCHING FLOOR TILES

GRES PORCELLANATO SMALTATO GLAZED PORCELAIN TILES

ABSOLUTE  
AXIS  
BOSTON  
COOL  
PLANET  
SANCTUARY  
SHELLSTONE  
THEATRO  
THEORY  
TIME  
TONGASS  
WALES

\* Vendita tassativa a scatole complete Sale in full boxes only


\* **MIX**

I decori sono soggetti misti e sono inscatolati in modo casuale.  
Decorations are mixed subjects and are randomly packed.

\* Posa consigliata con fuga 2 mm. La ripresa grafica tra i decori può avere un tolleranza contenuta in 2 cm.  
Recommended installation with 2 mm joint. The tile graphic between the decorations can have a tolerance included in 2 cm.

ABSOLUTE	pcs/box	mq/box	kg/box	box/pallet	mq/pallet	kg/pallet
30x90 12"x36" Rectified	5	1,35	23,80	48	64,80	1142,40
30x90 12"x36" Decoro Tetrys Rectified	5	1,35	23,80	48	64,80	1142,40
30x90 12"x36" Righe Earth Rectified	5	1,35	23,80	48	64,80	1142,40
30x90 12"x36" Decoro Corten Rectified	5	1,35	23,80	48	64,80	1142,40
30x90 12"x36" Muretto Silver Rectified	5	1,35	23,80	48	64,80	1142,40
30x90 12"x36" Decoro Pine Rectified	4	1,08	-	20	-	-





# COOL

PAVIMENTO E RIVESTIMENTO FLOOR AND WALL TILE




GHOST




ALMOND




STEEL



SHADOW




DESERT



CORAL



FOREST



OCEAN

GRES PORCELLANATO SMALTATO GLAZED PORCELAIN TILE



8 mm

FORMATI SIZES



30x90  
12"x36"  
Rectified



# COOL

✓ Cool Coral 30x90 . Circle Autumn 30x90 / Floor Cool Steel 60x60







# COOL

< Cool Ghost . Steel . Shadow . Almond . Coral . Ocean . Desert . Forest 30x90 / Floor Cool Almond 60x60



^ Cool Decoro Leaf Autumn 30x90 / Floor Cool Ocean 60x120



# COOL

Cool Decoro Leaf Winter 30x90 / Floor Cool Almond 60x120 >



^ Cool Circle Winter 30x90 / Floor Cool Steel 60x120





± 8 mm



30x90 12"x36"  
8000380 Cool Ghost 8 Printings  
5x 148




30x90 12"x36"  
8000376 Cool Almond 8 Printings  
5x 148



30x90 12"x36"  
8000383 Cool Steel 8 Printings  
5x 148




30x90 12"x36"  
8000382 Cool Shadow 8 Printings  
5x 148



30x90 12"x36"  
8000379 Cool Forest 8 Printings  
5x 148



30x90 12"x36"  
8000378 Cool Desert 8 Printings  
5x 148



30x90 12"x36"  
8000381 Cool Ocean 8 Printings  
5x 148



30x90 12"x36"  
8000377 Cool Coral 8 Printings  
5x 148



30x90 12"x36"  
8000403 Cool Decoro Leaf Winter 4x \* 193



30x90 12"x36"  
8000402 Cool Decoro Leaf Autumn 4x \* 193



30x90 12"x36"  
8000401 Cool Circle Winter \* 3 Printings \* 5x 149



30x90 12"x36"  
8000400 Cool Circle Autumn \* 3 Printings \* 5x 149

\*

I decori sono soggetti misti e sono inscatolati in modo casuale.  
Decorations are mixed subjects and are randomly packed.

\* Posa consigliata con fuga 2 mm. La ripresa grafica tra i decori può avere un tolleranza contenuta in 2 cm.  
Recommended installation with 2 mm joint. The tile graphic between the decorations can have a tolerance included in 2 cm.

### PAVIMENTI ABBINATI MATCHING FLOOR TILES


GRES PORCELLANATO SMALTATO GLAZED PORCELAIN TILES

- ABSOLUTE
- AXIS
- BOSTON
- COOL
- PLANET
- SANCTUARY
- SHELLSTONE
- THEATRO
- THEORY
- TIME
- TONGASS
- WALES

\* Vendita tassativa a scatole complete Sale in full boxes only

COOL	pcs/box	mq/box	kg/box	box/pallet	mq/pallet	kg/pallet
30x90 12"x36" Rectified	5	1,35	23,80	48	64,80	1142,40
30x90 12"x36" Circle Rectified	5	1,35	23,80	48	64,80	1142,40
30x90 12"x36" Decoro Leaf Rectified	4	1,08	-	20	-	-






# BOSTON


PAVIMENTO E RIVESTIMENTO FLOOR AND WALL TILE




WHITE



MUD



ICE



GREY

GRES PORCELLANATO SMALTATO GLAZED PORCELAIN TILE



8 mm

FORMATI SIZES



30x90  
12"x36"  
Rectified



# BOSTON

✓ Boston Righe White 30x90 . White 30x90 . Boston Geomix 30x90 / Floor Boston Ash 60x120







# BOSTON

< Boston Decoro Soffioni Ice 30x90 . Righe Ice 30x90 . Ice 30x90 / Floor Boston Grey 60x60



^ Boston Decoro Soffioni White 30x90



# BOSTON

Boston Righe Mud 30x90 . Geomix 30x90 / Floor Boston Mud 60x60 >

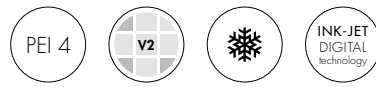


^ Boston Righe Grey 30x90 . Grey 30x90 / Floor Boston Grey 60x120





# BOSTON



± 8 mm



30x90 12"x36"  
8000283 Boston White **10 Printings**  
5x **148**



30x90 12"x36"  
8000280 Boston Ice **10 Printings**  
5x **148**



30x90 12"x36"  
8000282 Boston Mud **10 Printings**  
5x **148**



30x90 12"x36"  
8000279 Boston Grey **10 Printings**  
5x **148**



30x90 12"x36"  
8000859 Boston Righe White \* **10 Printings \* MIX**  
5x **149**



30x90 12"x36"  
8000857 Boston Righe Ice \* **10 Printings \* MIX**  
5x **149**



30x90 12"x36"  
8000858 Boston Righe Mud \* **10 Printings \* MIX**  
5x **149**



30x90 12"x36"  
8000856 Boston Righe Grey \* **10 Printings \* MIX**  
5x **149**



30x90 12"x36"  
8000333 Boston Decoro Soffioni White **4x** **180**



30x90 12"x36"  
8000332 Boston Decoro Soffioni Ice **4x** **180**

## GRES PORCELLANATO SMALTATO GLAZED PORCELAIN TILE



30x90 12"x36"  
8000281 Boston Geomix \* **3 Printings \* MIX**  
5x **149**

\* **MIX**

I decori sono soggetti misti e sono inscatolati in modo casuale.  
Decorations are mixed subjects and are randomly packed.

### PAVIMENTI ABBINATI MATCHING FLOOR TILES

GRES PORCELLANATO SMALTATO GLAZED PORCELAIN TILES

ABSOLUTE  
AXIS  
BOSTON  
COOL  
PLANET  
SHELLSTONE  
THEATRO  
THEORY  
TIME  
TONGASS  
WALES

\* Vendita tassativa a scatole complete Sale in full boxes only

\* Posa consigliata con fuga 2 mm. La ripresa grafica tra i decori può avere un tolleranza contenuta in 2 cm.  
Recommended installation with 2 mm joint. The tile graphic between the decorations can have a tolerance included in 2 cm.

BOSTON	pcs/box	mq/box	kg/box	box/pallet	mq/pallet	kg/pallet
30x90 12"x36" Rectified	5	1,35	23,80	48	64,80	1142,40
30x90 12"x36" Righe Rectified	5	1,35	23,80	48	64,80	1142,40
30x90 12"x36" Geomix Rectified	5	1,35	23,80	48	64,80	1142,40
30x90 12"x36" Decoro Soffioni Rectified	4	1,08	-	20	-	-





# WALLBRICK

RIVESTIMENTO WALL TILE



WALLBRICK

GRES PORCELLANATO SMALTATO GLAZED PORCELAIN TILE



8 mm

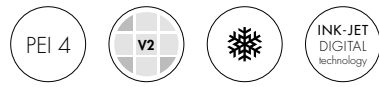
FORMATI SIZES



30x90  
12"x36"  
Rectified



# WALLBRICK



± 8 mm



30x90 12"x36"  
8001157 Wallbrick

1 Printing  
5x 149



^ Wallbrick 30x90 / Floor Absolute Cement Grey SP. 20mm 60x120 R11

WALLBRICK	pcs/box	mq/box	kg/box	box/pallet	mq/pallet	kg/pallet
30x90 12"x36" Wallbrick Rectified	5	1,35	23,80	48	64,80	1142,40

# WALLBRICK



^ Wallbrick 30x90 / Floor ShellAmber 60x60





# ART

RIVESTIMENTO WALL TILE



WHITE

PASTA BIANCA WHITE-BODY



10,6 mm

FORMATI SIZES



30x90  
12"x36"  
Natural



# ART

< Art White 30x90 . Decoro 101 30x90 / Floor Lapis Oleum 20x20 / 20x40 / 40x40 / 40x60




^ Art White 30x90 . Decoro Jungle 30x90 / Floor Planet Rovere 20x120



Art White 30x90 . Dust 30x90 >




^ Art White 30x90 . Brick 30x90 / Floor Absolute Cement Taupe 80x80






± 10,6 mm



30x90 12"x36"  
8000231 Art White

1 Printing  
4x 154



30x90 12"x36"  
8000228 Decoro 101

3 Printings \*   
3x \* 180



30x90 12"x36"  
8000227 Art Brick

2 Printings \*   
4x 155



30x90 12"x36"  
8000230 Art Dust

2 Printings \*   
4x 155



30x90 12"x36"  
8000229 Decoro Jungle

2 Printings \*   
4x \* 180

## PAVIMENTI ABBINATI MATCHING FLOOR TILES

GRES PORCELLANATO SMALTATO GLAZED PORCELAIN STONEWARE

- ABSOLUTE
- AXIS
- BOSTON
- COOL
- PLANET
- SHELLSTONE
- THEATRO
- THEORY
- TIME
- TONGASS
- WALES



\* I decori sono soggetti misti e sono inscatolati in modo casuale.  
Decorations are mixed subjects and are randomly packed.

\* Vendita tassativa a scatole complete Sale in full boxes only

ART	pcs/box	mq/box	kg/box	box/pallet	mq/pallet	kg/pallet
30x90 12"x36" Wall Tile	4	1,08	19,00	51	55,08	969,00
30x90 12"x36" Art Brick	4	1,08	19,00	51	55,08	969,00
30x90 12"x36" Art Dust	4	1,08	19,00	51	55,08	969,00
30x90 12"x36" Decoro Jungle	4	-	-	20	-	-
30x90 12"x36" Decoro 101	3	-	-	20	-	-





# ARMOR

RIVESTIMENTO WALL TILE



GHIACCIO



CENERE



MILK



ECRÙ

PASTA BIANCA WHITE-BODY



9 mm

FORMATI SIZES



25x75  
10"x30"  
Natural



# ARMOR

✓ Armor Ecrù 25x75 . Texture Ecrù 25x75 / Floor Axis Maple 20x120







^ Armor Ghiaccio 25x75 . Decoro Cenere 25x75 / Floor Planet Cenere 20x120





± 9 mm



25x75 10"x30"  
8000694 Armor Ghiaccio 4 Printings  
7x 146



25x75 10"x30"  
8000690 Armor Cenere 4 Printings  
7x 146



25x75 10"x30"  
8000691 Armor Decoro Cenere 2 Printings \*   
7x 148



25x75 10"x30"  
8000696 Armor Muretto Cenere 7x 148



25x75 10"x30"  
8000225 Armor Texture Cenere 2 Printings \*   
4x \* 196



5,6x75 2.2"x30"  
8000223 Listello Texture Cenere 2 Printings \*   
6x 90



25x75 10"x30"  
8000695 Armor Milk 4 Printings  
7x 146



25x75 10"x30"  
8000692 Armor Ecrù 4 Printings  
7x 146



25x75 10"x30"  
8000693 Armor Decoro Ecrù 2 Printings \*   
7x 148



25x75 10"x30"  
8000697 Armor Muretto Ecrù 7x 148



25x75 10"x30"  
8000226 Armor Texture Ecrù 2 Printings \*   
4x \* 196



5,6x75 2.2"x30"  
8000224 Listello Texture Ecrù 2 Printings \*   
6x 90

\* I decori sono soggetti misti e sono inscatolati in modo casuale.  
Decorations are mixed subjects and are randomly packed.

\* Vendita tassativa a scatole complete Sale in full boxes only

## PAVIMENTI ABBINATI MATCHING FLOOR TILES

GRES PORCELLANATO SMALTATO GLAZED PORCELAIN TILES

ABSOLUTE  
AXIS  
BOSTON  
COOL  
PLANET  
SHELLSTONE  
THEATRO  
THEORY  
TIME  
TONGASS  
WALES



ARMOR	pcs/box	mq/box	kg/box	box/pallet	mq/pallet	kg/pallet
25x75 10"x30" Wall Tile	7	1,31	19,20	45	58,95	864,00
25x75 10"x30" Decor	7	1,31	19,20	45	58,95	864,00
25x75 10"x30" Brick Wall Tile	7	1,31	19,20	45	58,95	864,00
25x75 10"x30" Texture	4	0,75	13,40	22	-	-






# THEATRO

## RIVESTIMENTO WALL TILE



WHITE



GRAPHITE



BONE

## BICOTTURA DOUBLE-FIRED



8 mm

## FORMATI SIZES



20x60  
8"x24"  
Natural



# THEATRO

✓ Theatro White 20x60 . Graphite 20x60 . Decoro Patch 20x60 / Floor Theatro Graphite 60x120





± 8 mm



20x60 8"x24"  
8001500 Theatro White 8 Printings  
12x 116



20x60 8"x24"  
8001501 Theatro Graphite 8 Printings  
12x 116



20x60 8"x24"  
8001502 Theatro Bone 8 Printings  
12x 116



20x60 8"x24"  
8001503 Theatro Decoro Patch 1 Printing  
12x 118

## PAVIMENTI ABBINATI MATCHING FLOOR TILES

GRES PORCELLANATO SMALTATO GLAZED PORCELAIN TILES

ABSOLUTE  
AXIS  
BOSTON  
COOL  
PLANET  
SANCTUARY  
SHELLSTONE  
THEATRO  
THEORY  
TIME  
TONGASS  
WALES

THEATRO	pcs/box	mq/box	kg/box	box/pallet	mq/pallet	kg/pallet
20x60 8"x24" Wall Tile	12	1,44	18,56	56	80,64	1039,36
20x60 8"x24" Decor	12	1,44	18,56	56	80,64	1039,36



~ Theatro Bone 20x60 . Decoro Patch 20x60 / Floor Theatro Bone 60x120





# BOSTON

## RIVESTIMENTO WALL TILE



WHITE



MUD



PEARL



ASH

## BICOTTURA DOUBLE-FIRED



7 mm

## FORMATI SIZES



20x50  
8"x20"  
Natural



# BOSTON

✓ Boston Pearl 20x50 . Ash 20x50 . Boston Muretto Ash 20x50 / Floor Boston Ash 30x30






± 7 mm



20x50 8"x20"  
8001552  
Boston White

9 Printings  
16x 116



20x50 8"x20"  
8001554  
Boston Pearl

9 Printings  
16x 116



20x50 8"x20"  
8001553  
Boston Mud

9 Printings  
16x 116



20x50 8"x20"  
8001555  
Boston Ash

9 Printings  
16x 116



20x50 8"x20"  
8001556  
Boston Muretto Mud

3 Printings  
\*   
16x 118



20x50 8"x20"  
8001557  
Boston Muretto Ash

3 Printings  
\*   
16x 118

\*

I decori sono soggetti misti e sono inscatolati in modo casuale.  
Decorations are mixed subjects and are randomly packed.

## PAVIMENTI ABBINATI MATCHING FLOOR TILES

GRES PORCELLANATO SMALTATO GLAZED PORCELAIN TILES

- ABSOLUTE
- AXIS
- BOSTON
- COOL
- PLANET
- SHELLSTONE
- THEATRO
- THEORY
- TIME
- TONGASS
- WALES

BOSTON	pcs/box	mq/box	kg/box	box/pallet	mq/pallet	kg/pallet
20x50 8"x20" Wall Tile	16	1,60	19,50	48	76,80	936,00
20x50 8"x20" Brick Wall Tile	16	1,60	19,50	48	76,80	936,00



~ Boston White 20x50 . Mud 20x50 . Muretto Mud 20x50 / Floor Boston Mud 60x60





# CARDOSO

RIVESTIMENTO WALL TILE



BIANCO



AVIO



PIOMBO



CENERE



GREIGE

BICOTTURA DOUBLE-FIRED



INK-JET  
DIGITAL  
technology



7 mm

FORMATI SIZES



20x50  
8"x20"  
Natural



# CARDOSO

↳ Cardoso Bianco 20x50 . Avio 20x50 . Decoro Avio 20x50 / Floor Cardoso Bianco 30x30





# CARDOSO

Cardoso Bianco 20x50 . Muretto Cenere/Piombo20x50 . Listello Cenere/Piombo 4,5x50 / Floor Cardoso Piombo 30x30 >




^ Cardoso Bianco 20x50 . Greige 20x50 . Decoro Greige 20x50 . Muretto Greige 20x50 20x50 .  
Listello Greige 4,5x50 / Floor Cardoso Greige 30x30





± 7 mm



20x50 8"x20"  
8001544  
Cardoso Avio  
9 Printings  
16x **116**




20x50 8"x20"  
8001549 Cardoso Decoro Avio  
3 Printings \* **MIX**  
16x **118**



20x50 8"x20"  
8001545  
Cardoso Piombo  
9 Printings  
16x **116**



20x50 8"x20"  
8001546 Cardoso  
Muretto Avio  
16x **118**



4,5x50 1.8"x20"  
8001560 Listello  
Cardoso Avio A+B  
2 Printings  
\* **MIX**  
12x **55**



20x50 8"x20"  
8001543  
Cardoso Cenere  
9 Printings  
16x **116**



20x50 8"x20"  
8001551 Cardoso Decoro Cenere/Piombo  
3 Printings \* **MIX**  
16x **118**



20x50 8"x20"  
8001541  
Cardoso Bianco  
9 Printings  
16x **116**



20x50 8"x20"  
8001548 Cardoso  
Muretto Cenere/Piombo  
16x **118**




4,5x50 1.8"x20"  
8001561 Listello Cardoso  
Cenere/Piombo A+B  
2 Printings  
\* **MIX**  
12x **55**



20x50 8"x20"  
8001542  
Cardoso Greige  
9 Printings  
16x **116**



20x50 8"x20"  
8001550 Cardoso Decoro Greige  
3 Printings \* **MIX**  
16x **118**



20x50 8"x20"  
8001547 Cardoso  
Muretto Greige  
16x **118**




4,5x50 1.8"x20"  
8001562 Listello Cardoso  
Greige A+B  
2 Printings  
\* **MIX**  
12x **55**

\* **MIX**

I decori sono soggetti misti e sono inscatolati in modo casuale.  
Decorations are mixed subjects and are randomly packed.

CARDOSO	pcs/box	mq/box	kg/box	box/pallet	mq/pallet	kg/pallet
20x50 8"x20" Wall Tile	16	1,60	19,50	48	76,80	936,00
20x50 8"x20" Brick Wall Tile	16	1,60	19,50	48	76,80	936,00
20x50 8"x20" Decor	16	1,60	19,50	48	76,80	936,00

## PAVIMENTO COORDINATO COORDINATED FLOOR TILE



BIANCO

AVIO

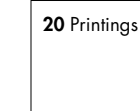
PIOMBO

CENERE

GREIGE

## FORMATI SIZES

30x30 12"x12"



Natural R9  
± 9,5 mm  
13x  
**106**

8000340 Bianco  
8000339 Avio  
8000343 Piombo  
8000341 Cenere  
8000342 Greige

CARDOSO	pcs/box	mq/box	kg/box	box/pallet	mq/pallet	kg/pallet
30x30 12"x12" Floor Tile	13	1,17	23,75	42	49,14	997,54


■ Fino ad esaurimento scorte, in seguito lo spessore passerà a 9 mm. Per i nuovi imballi vedere tabella a pag. 350  
While stock lasts, then the thickness will become 9 mm. For the new packaging see the table at pag. 350





# TIME

## RIVESTIMENTO WALL TILE



CLOUD



FOG



SAND

## BICOTTURA DOUBLE-FIRED



8 mm

## FORMATI SIZES



20x60  
8"x24"  
Natural



# TIME

^ Time Sand 20x60 . Cloud 20x60 . Decoro Floreal 20x60 / Floor Time Cloud 60x60





± 8 mm



20x60 8"x24"  
8001496 Time Cloud

8 Printings  
12x 116



20x60 8"x24"  
8001497 Time Fog

8 Printings  
12x 116



20x60 8"x24"  
8001498 Time Sand

8 Printings  
12x 116



20x60 8"x24"  
8001499 Time Decoro Floreal

1 Printing  
12x 118

## PAVIMENTI ABBINATI MATCHING FLOOR TILES GRES PORCELLANATO SMALTATO GLAZED PORCELAIN TILES

ABSOLUTE  
AXIS  
BOSTON  
COOL  
PLANET  
SANCTUARY  
SHELLSTONE  
THEATRO  
THEORY  
TIME  
TONGASS  
WALES

TIME	pcs/box	mq/box	kg/box	box/pallet	mq/pallet	kg/pallet
20x60 8"x24" Wall Tile	12	1,44	18,56	56	80,64	1039,36
20x60 8"x24" Decor	12	1,44	18,56	56	80,64	1039,36



~ Time Fog 20x60 . Cloud 20x60 . Decoro Floreal 20x60 / Floor Time Fog 60x120



# I codici pezzi speciali

	Battiscopa Digitale Skirting			El. a L Monolitico R11 Monolithic L Element	Gradino Lineare Costa Retta Step		
	6x60 2.4"x24" 30 15x	6x80 2.4"x32" 48 8x	9.5x40 3.7"x16" 15 24x	15x30x4 6"x12"x1.6" 61 8x	33x120x3 13"x48"x1.2" 189 2x	30x120x3 12"x48"x1.2" 189 2x	20x120x3 8"x48"x1.2" 189 2x
ABS CEMENT GREY	8000151	8000163			8000177		
ABS CEMENT ICE	8000152	8000164			8001909		
ABS CEMENT IVORY	8000153	8000165			8001387		
ABS CEMENT SMOKE	8000154	8000166			8001572		
ABS CEMENT TAUPE	8000155	8000167			8002320		
ABS CEMENT WHITE	8000156	8000168			8000178		
ABS ELEMENT CORTEN	8000183				8002353		
ABS ELEMENT EARTH	8000184				8000186		
ABS ELEMENT PETROL	8000185				8001531		
ABS WOOD GREY	8000202						8002335
ABS WOOD ICE	8000203						8002334
ABS WOOD IVORY	8000204						8000208
ABS WOOD SMOKE	8000205						8002336
ABS WOOD TAUPE	8000206						8002333
ABS WOOD WHITE	8000207						8002332
AXIS BIRCH	8000240			8000255		8000248	
AXIS MAPLE	8000241			8000256		8000249	
AXIS NUT	8000242			8000257		8000250	
AXIS OAK	8000243			8000258		8000251	
BOSTON ASH	8000293	8000298			8000316		
BOSTON GREY	8000294	8000299			8000317		
BOSTON MUD	8000295	8000300			8000318		
BOSTON WHITE	8000296	8000301			8000319		
COOL ALMOND	8000395				8002375		
COOL GHOST	8000396				8001630		
COOL OCEAN	8000397				8002378		
COOL SHADOW	8000398				8002377		
COOL STEEL	8000399				8002267		
IMPERIUM COTTON	8000514				8002470		
IMPERIUM CREAM	8000515				8002471		
IMPERIUM SILVER	8000516				8002472		
ORIGIN BLUE	8000767						
ORIGIN GREY	8000768						
ORIGIN SAND	8000769						
ORIGIN WHITE	8000770						
PETRIFIEDWOOD BLUE	8000809						
PETRIFIEDWOOD BLUE LEV.	8000810						
PETRIFIEDWOOD NATURAL	8000813						
PETRIFIEDWOOD NATURAL LEV.	8000811						
PETRIFIEDWOOD WHITE	8000814						
PETRIFIEDWOOD WHITE LEV.	8000812						
PLANET CENERE	8000832					8000838	
PLANET NOCE	8000833					8001538	
PLANET OLMO	8000834					8000839	
PLANET ROVERE	8000835					8000840	
SANCTUARY BLUE	8002206				8002218		
SANCTUARY GREY	8002205				8002217		
SANCTUARY MINT	8002207				8002219		
SANCTUARY SAND	8002208				8002220		
SANCTUARY WHITE	8002204				8002216		
SHELLSTONE SHELLAMBER	8000905				8002454		
SHELLSTONE SHELLDARK	8000906				8002455		
SHELLSTONE SHELLGREY	8000907				8002456		
SHELLSTONE SHELLWHITE	8000908				8001628		
STAR BLACK	8000927				8002440		
STAR GREIGE	8000928				8002441		
STAR GREY	8000929				8002442		
STAR WHITE	8000930				8002443		
THEATRO ANTHRACITE	8001488	8001711			8001492		
THEATRO BONE	8001490	8001709			8001494		
THEATRO GRAPHITE	8001489	8001710			8001493		
THEATRO WHITE	8001491	8001708			8001495		
THEORY BEIGE	8002034				8002104		
THEORY GREY	8002033				8002103		
THEORY WHITE	8002032				8002102		
TIME CLOUD	8001009	8001019			8001023		
TIME DARK	8001010	8001558			8002414		
TIME FOG	8001011	8001020			8001794		
TIME LAND	8001012	8001021			8001024		
TIME SAND	8001013	8001022			8001025		
TONGASS BLOND	8001047						8001425
TONGASS BROWN	8001048						8001520
TONGASS NATURAL	8001049						8001426
TONGASS WHITE	8001050						8001427
WALES ANTHRACITE	8001454				8001483		
WALES BEIGE	8001456				8001481		
WALES GREY	8001455				8001482		
WALES WHITE	8001457				8001480		

# I codes special trims

	Angolare Costa Retta DX Corner Step		Angolare Costa Retta SX Corner Step		Angolare Costa Retta DX/SX Corner Step	
	33x120x3 13"x48"x1.2" 204 2x	30x120x3 12"x48"x1.2" 204 2x	33x120x3 13"x48"x1.2" 204 2x	30x120x3 12"x48"x1.2" 204 2x	33x120x3 13"x48"x1.2" 190 2x	30x120x3 12"x48"x1.2" 190 2x
ABS CEMENT GREY	8000176		8001678		8002330	
ABS CEMENT ICE	8001908		8002296		8002329	
ABS CEMENT IVORY	8002318		8000179		8002327	
ABS CEMENT SMOKE	8001756		8001755		8002331	
ABS CEMENT TAUPE	8002319		8002324		8002328	
ABS CEMENT WHITE	8002317		8002321		8002325	
ABS ELEMENT CORTEN	8002357		8002354		8002371	
ABS ELEMENT EARTH	8002356		8000187		8002370	
ABS ELEMENT PETROL	8002358		8002355		8002373	
ABS WOOD GREY	8002345		8002340		8002351	
ABS WOOD ICE	8002344		8002339		8002350	
ABS WOOD IVORY	8002342		8002337		8002348	
ABS WOOD SMOKE	8002346		8002341		8002352	
ABS WOOD TAUPE	8002343		8002338		8002349	
ABS WOOD WHITE	8001536		8001537		8002347	
AXIS BIRCH		8000245		8000252		8002437
AXIS MAPLE		8000246		8000253		8000244
AXIS NUT		8001388		8000254		8001679
AXIS OAK		8000247				8002438
BOSTON ASH	8000312		8000320		8000308	
BOSTON GREY	8000313		8000321		8000309	
BOSTON MUD	8000314		8000322		8000310	
BOSTON WHITE	8000315		8000323		8000311	
COOL ALMOND	8002381		8002386		8002390	
COOL GHOST	8002382		8002387		8002391	
COOL OCEAN	8002383		8002388		8002392	
COOL SHADOW	8002384		8002322		8002393	
COOL STEEL	8002385		8002389		8002394	
IMPERIUM COTTON	8002480		8002483		8002477	
IMPERIUM CREAM	8002481		8002484		8002478	
IMPERIUM SILVER	8002482		8002485		8002479	
ORIGIN BLUE						
ORIGIN GREY						
ORIGIN SAND						
ORIGIN WHITE						
PETRIFIEDWOOD BLUE						
PETRIFIEDWOOD BLUE LEV.						
PETRIFIEDWOOD NATURAL						
PETRIFIEDWOOD NATURAL LEV.						
PETRIFIEDWOOD WHITE						
PETRIFIEDWOOD WHITE LEV.						
PLANET CENERE		8000836		8000841		8002428
PLANET NOCE		8002434		8002435		8002431
PLANET OLMO		8002178		8002436		8002432
PLANET ROVERE		8000837		8000842		8001479
SANCTUARY BLUE	8002223		8002228		8002233	
SANCTUARY GREY	8002222		8002227		8002232	
SANCTUARY MINT	8002224		8002229		8002234	
SANCTUARY SAND	8002225		8002230		8002235	
SANCTUARY WHITE	8002221		8002226		8002231	
SHELLSTONE SHELLAMBER	8002460		8001563		8002466	
SHELLSTONE SHELLDARK	8002461		8002467		8002467	
SHELLSTONE SHELLGREY	8002464		8002468		8002468	
SHELLSTONE SHELLWHITE	8002465		8002469		8002469	
STAR BLACK	8002448		8002444		8002326	
STAR GREIGE	8002449		8002445		8002395	
STAR GREY	8002450		8002446		8002433	
STAR WHITE	8002452		8002447		8002473	
THEATRO ANTHRACITE	8002401		8002404		8002398	
THEATRO BONE	8002399		8002402		8002396	
THEATRO GRAPHITE	8002400		8002403		8002397	
THEATRO WHITE	8002106		8002107		8002105	
THEORY BEIGE	8002118		8002121		8002124	
THEORY GREY	8002117		8002120		8002123	
THEORY WHITE	8002116		8002119		8002122	
TIME CLOUD	8001422		8001423		8001421	
TIME DARK	8002419		8002423		8002415	
TIME FOG	8002420		8001986		8002416	
TIME LAND	8002421		8002424		8002417	
TIME SAND	8002422		8002425		8002418	
TONGASS BLOND		8002486		8002489		8002492
TONGASS BROWN		8002487		8002490		8002493
TONGASS NATURAL		8001468		8002488		8001424
TONGASS WHITE		8002488		8002491		8002494
WALES ANTHRACITE	8002408		8002411		8002405	
WALES BEIGE	8002410		8002413		8002407	
WALES GREY	8002409		8002412		8002406	
WALES WHITE	8001671		8001672		8001670	



## I codici pezzi speciali codes special trims

	Battiscopa Digitale Skirting			El. a L Monolitico R11 Monolithic L Element	Gradino Monolitico R11 Monolithic Step	Angolare Monolitico R11 Monolithic Corner Step
	6x60 2.4"x24" 30 15x	5x60 2"x24" 30 14x	9,5x40 3.7"x16" 15 24x	7,5x50 3"x20" 21 26x	30x33 12"x13" 153 6x	33x33 13"x13" 148 2x
GARDEN BEIGE			8000454	8000462	8000458	8000450
GARDEN BIANCO			8000455	8000463	8000459	8000451
GARDEN GRIGIO			8000456	8000480	8000460	8000452
GARDEN ROSSO			8000457	8000481	8000461	8000453
LAPIS ALBA		8000584				
LAPIS AURUM		8000585		8000589		
LAPIS COCTUM		8000586		8000590		
LAPIS NUBILUM		8000587		8000591		
LAPIS OLEUM		8000588				
REIMS BEIGE			80002539	80002543		
REIMS BIANCO			80002540	80002544		
REIMS COTTO			80002542	80002546		
REIMS GRIGIO			80002541	80002545		
STONEWAVE BLACK	8000951			8000955		
STONEWAVE GREIGE	8000952			8000956		
STONEWAVE GREY	8000953			8000957		
STONEWAVE WHITE	8000954			8000958		
VIA VERDI BEIGE			8001148	8001151	8001154	8001145
VIA VERDI GRIGIO			8001149	8001152	8001155	8001146
VIA VERDI MUSCHIO			8001150	8001153	8001156	8001147

## I nuovi imballi per cambio spessore new packaging for thickness change

	±	pcs/box	mq/box	kg/box	box/pallet	mq/pallet	kg/pallet
60x120 24"x48" Rectified R10/R11	9,5 mm	2	1,44	29,50	36	51,84	1062,00
30x120 12"x48" Rectified	9,5 mm	3	1,08	22,05	48	51,84	1073,00
20x120 8"x48" Rectified	9,5 mm	5	1,20	24,41	48	57,60	1187,00
60x60 24"x24" Rectified R10/R11	9,5 mm	3	1,08	22,00	40	43,20	880,00
30x60 12"x24" Rectified R10/R11	9,5 mm	6	1,08	21,95	48	51,84	1053,60
30x30 12"x12" Rectified R10/R11	9,5 mm	12	1,08	21,95	48	51,84	1053,60
10x30 4"x12" Rectified R10	9,5 mm	32	0,96	19,30	36	34,56	694,80

### COLLECTION: STONE WAVE - VIA VERDI - GARDEN - CARDOSO

	±	pcs/box	mq/box	kg/box	box/pallet	mq/pallet	kg/pallet
30x60 12"x24" Natural R9/R11	9 mm	6	1,08	20,00	40	43,30	815,00
30x30 12"x12" Natural R11	9 mm	13	1,17	22,40	42	49,14	955,00
25x50 10"x20" Natural R11	9 mm	10	1,25	23,60	48	60,00	1148,00
25x25 10"x10" Natural R11	9 mm	20	1,25	23,40	54	67,50	1280,00
20x40 8"x16" Natural R11	8,5 mm	15	1,20	20,85	64	76,80	1350,00
20x20 8"x8" Natural R11	8,5 mm	30	1,20	20,50	64	76,80	1330,00

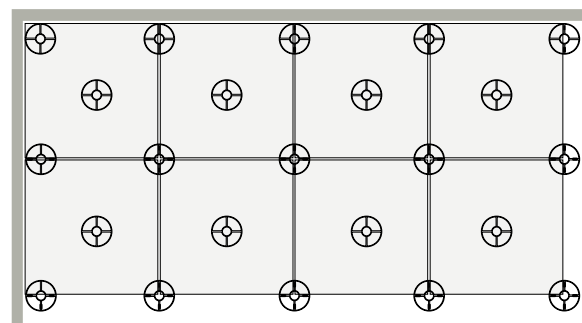
## I posa sopraelevata installation onto flat surfaces (raised laying)

Ad oggi non esiste una normativa specifica per i pavimenti sopraelevati da esterno, si rimanda pertanto al professionista progettista un'attenta valutazione dei requisiti del progetto. Ceramiche Mariner suggerisce l'utilizzo di supporti aggiuntivi sotto le piastrelle (5° supporto centrale), come da schema sotto riportato.

To date, there is no existing regulatory standard regarding outdoor raised floors. Therefore, the Customer/Designer/Project Manager has to arrange for a careful assessment of the project and its requirements. Ceramiche Mariner recommends the adoption of additional supports under the tiles (5th central support), as per diagram below.

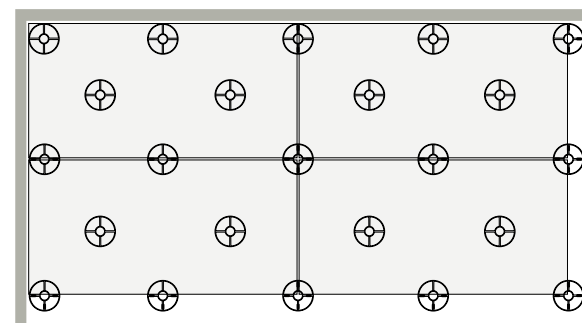
Posa sopraelevata 60x60 ± 2 cm

24"x24" ± 3/4" Installation onto flat surfaces (raised laying)



Posa sopraelevata 60x120 ± 2 cm

24"x48" ± 3/4" Installation onto flat surfaces (raised laying)



## politica della qualità quality policy

Ceramiche Mariner è innovazione continua.

Ceramiche Mariner is synonym of continuous innovation.

Affacciata in un panorama in costante evoluzione, Ceramiche Mariner insegue con impegno e dedizione l'obiettivo della Qualità attraverso l'instancabile miglioramento delle tecnologie utilizzate e della formazione della sua squadra.

Surrounded by the constantly evolving background, Ceramiche Mariner follows with commitment and dedication its Quality goal, through tireless improvement of used technologies and team formation.

Il nostro obiettivo primario è migliorare ancora e sempre; nel rispetto dell'altissima Qualità di Prodotto e di Servizio offerti, mantenendo elevati standard di Sicurezza nel Lavoro e una politica di Sostenibilità e Rispetto per tutto ciò che ci circonda.

Our main aim is evolving again and again; in respect of highest Quality of our Products and Services, keeping high standards of Security at Work and a strong policy of Sustainability and Respect of everything that surrounds us.

Il nostro lavoro è quotidianamente spinto da obiettivi ambiziosi, ma sostenuto dalla certezza che solo grazie all'impegno di tutta la squadra di collaboratori e partners aziendali, questi possano essere raggiunti.

Our everyday work is pushed by ambitious goals, but it is also sustained by the certain feelings, that, thanks to the effort of the whole team of our Partners and Coworkers, these goals can be achieved.

Dando vita e concretezza alla sempre più nominata Sostenibilità, Ceramiche Mariner produce ottimizzando al massimo ogni suo processo, avvalendosi di tecnologie di ultima generazione che consentono un elevato risparmio delle risorse naturali ed energetiche. Pannelli solari, turbina di cogenerazione ed un puntuale reinserimento all'interno del ciclo produttivo di tutti gli scarti di lavorazione, sono solo un esempio delle azioni che l'azienda attua nel rispetto dell'ambiente.

Giving life and concreteness to the more and more frequently mentioned Sustainability, Ceramiche Mariner optimizes at maximum every production process, thanks to last generation technologies, which allow important savings of natural and energy resources. Solar panels, turbine cogeneration system, and constant re-using of production wastes into the production cycle are just a few of many actions and efforts, that the Company implements for the environmental protection.

Ceramiche Mariner, partendo dalla proprietà sino ad ogni singolo elemento della sua squadra, vive e lavora all'interno del proprio territorio di origine, che ama e rispetta.

Ceramiche Mariner, from its ownership to every team-member, lives and operates in its original land with love and respect.

Proprio la consapevolezza che un ambiente migliore, nel significato più ampio del termine, migliora la qualità della vita di tutti spinge la Direzione aziendale a promuovere numerose iniziative volte alla coesione dell'intero gruppo di attori dei processi aziendali e dell'intera filiera circostante.

The consciousness that a better environment, in the vastest meaning of the word, improves the quality of life of all of us, inspires the Company Directors to implement many actions which contribute to cohesion of the Company's stakeholders taking part in various business processes and whole production chain.

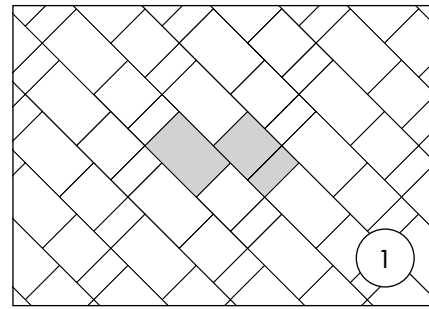
L'etica ed il rispetto della persona, la passione per quello che si fa, permettono a questa speciale realtà aziendale di sentirsi propriamente come una grande famiglia.

Ethics and respect for persons, working with passion, allow this special Company to feel like being one big family.

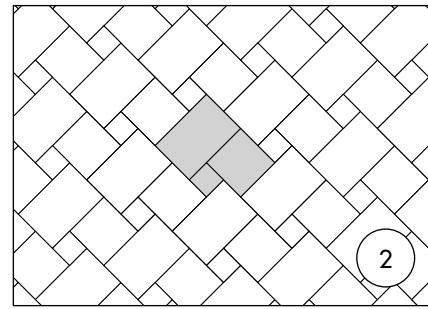


# I Suggerimenti di posa

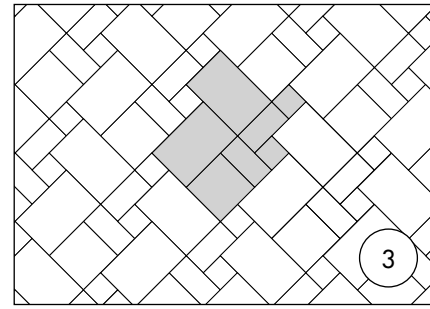
Si consiglia posa con fuga 3/4 mm  
Suggested laying with 3/4 mm joint



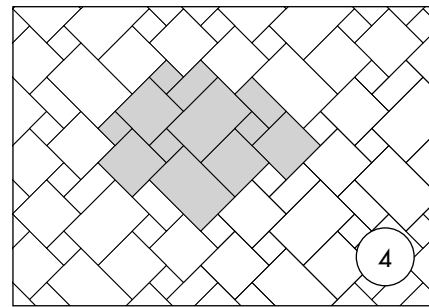
formati sizes	pz/modulo	%/mq	pz/mq
20x40	1	17	2,10
40x40	1	33	2,10
40x60	1	50	2,10



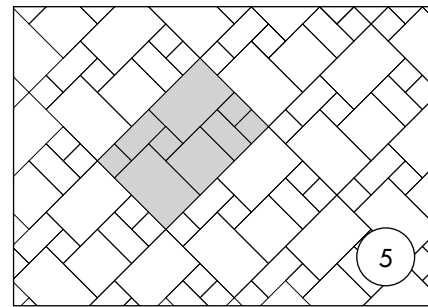
formati sizes	pz/modulo	%/mq	pz/mq
20x20	1	9	2,30
40x40	1	36	2,30
40x60	1	55	2,30



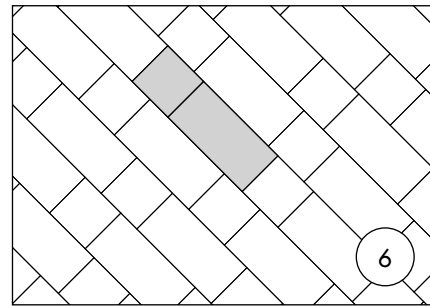
formati sizes	pz/modulo	%/mq	pz/mq
20x20	2	9	1,92
20x40	2	18	1,92
40x40	1	18	1
40x60	2	55	1,92



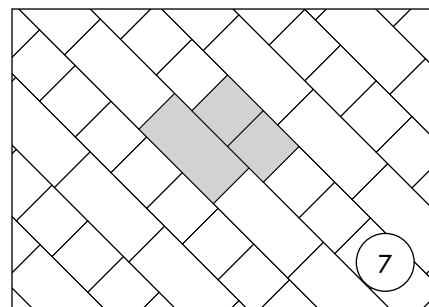
formati sizes	pz/modulo	%/mq	pz/mq
20x20	4	11	2,76
20x40	2	11	1,38
40x40	4	44,5	2,76
40x60	2	33,5	1,38



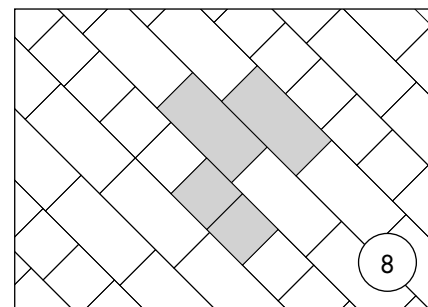
formati sizes	pz/modulo	%/mq	pz/mq
20x20	4	17	4,16
20x40	2	17	2,08
40x40	1	17	1,04
40x60	2	49	2,08



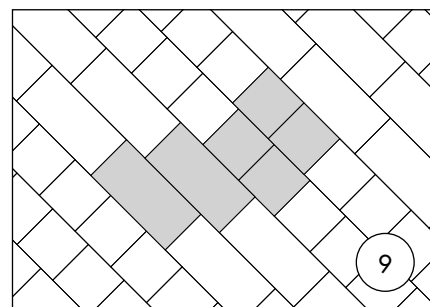
formati sizes	pz/modulo	%/mq	pz/mq
25x25	1	33	5,33
25x50	1	67	5,33
20x20	1	33	8,33
20x40	1	67	8,33



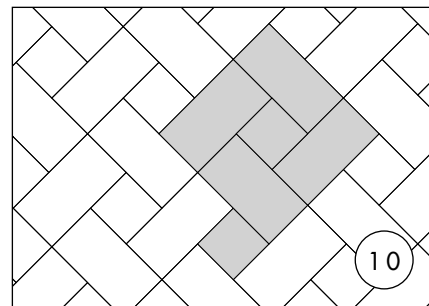
formati sizes	pz/modulo	%/mq	pz/mq
25x25	2	50	8
25x50	1	50	4
20x20	2	50	12,5
20x40	1	50	6,25



formati sizes	pz/modulo	%/mq	pz/mq
25x25	2	33	5,33
25x50	2	67	5,33
20x20	2	33	8,33
20x40	2	67	8,33



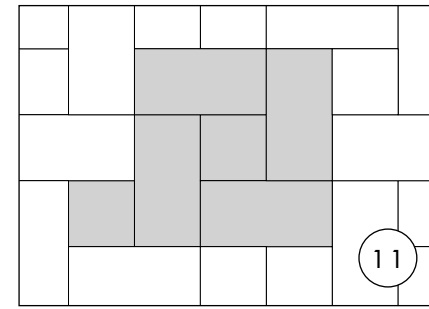
formati sizes	pz/modulo	%/mq	pz/mq
25x25	4	50	8
25x50	2	50	4
20x20	4	50	12,5
20x40	2	50	6,25



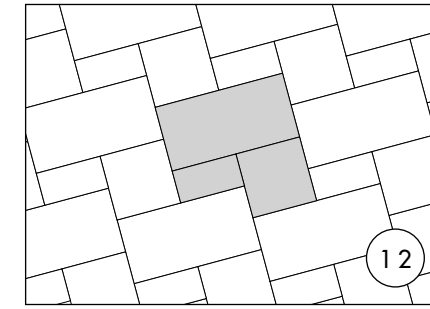
formati sizes	pz/modulo	%/mq	pz/mq
25x25	2	20	3,2
25x50	4	80	6,4
20x20	2	20	5
20x40	4	80	10

# I Laying suggestions

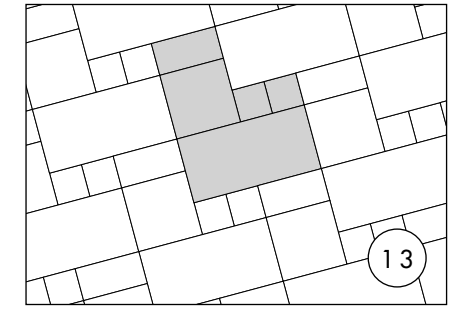
Si consiglia posa con fuga 2 mm  
Suggested laying with 2 mm joint



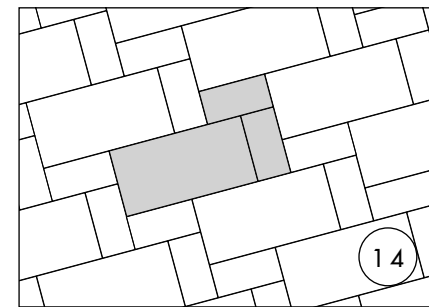
formati sizes	pz/modulo	%/mq	pz/mq
60x120	4	80	1,11
60x60	2	20	0,55



formati sizes	pz/modulo	%/mq	pz/mq
60x120	1	57,14	0,79
60x60	1	28,57	0,79
30x60	1	14,28	0,79



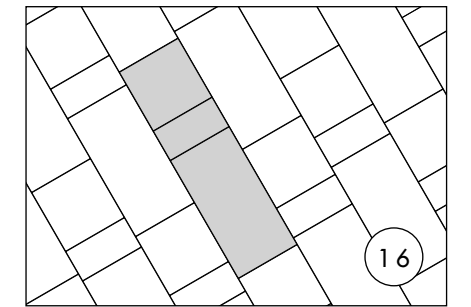
formati sizes	pz/modulo	%/mq	pz/mq
60x120	1	50	0,69
60x60	1	25	0,69
30x60	1	12,5	0,69
30x30	2	12,5	1,38



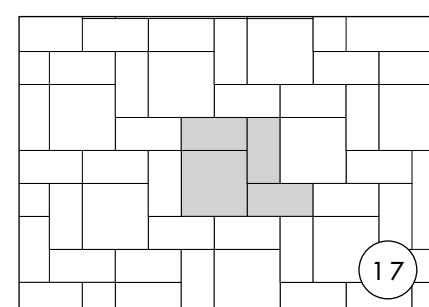
formati sizes	pz/modulo	%/mq	pz/mq
60x120	1	66,66	0,93
30x60	2	33,33	1,85



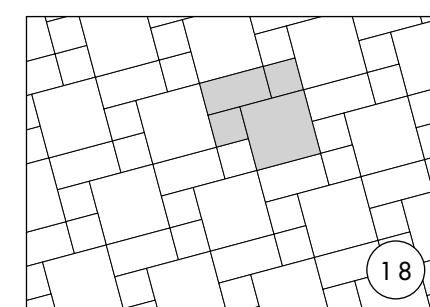
formati sizes	pz/modulo	%/mq	pz/mq
60x120	2	66,66	0,93
60x60	1	16,66	0,46
30x60	1	8,33	0,46
30x30	2	8,33	0,96



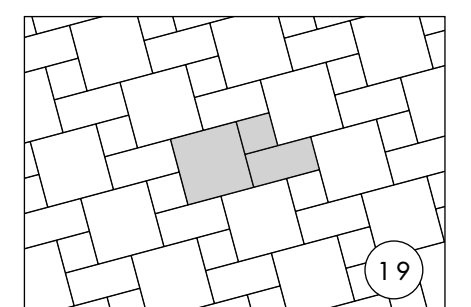
formati sizes	pz/modulo	%/mq	pz/mq
60x120	1	57,14	0,79
60x60	1	28,57	0,79
30x60	1	14,29	0,79



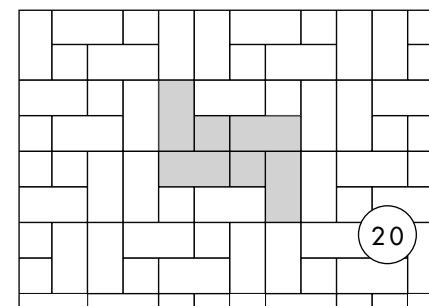
formati sizes	pz/modulo	%/mq	pz/mq
60x60	1	40	1,11
30x60	3	60	3,33



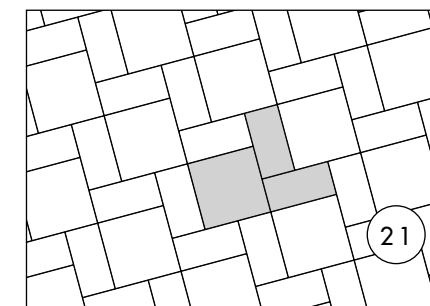
formati sizes	pz/modulo	%/mq	pz/mq
60x60	1	50	1,39
30x60	1	25	1,39
30x30	2	25	2,78



formati sizes	pz/modulo	%/mq	pz/mq
60x60	1	57,14	0,63
30x60	1	28,57	0,63
30x30	1	14,29	0,63



formati sizes	pz/modulo	%/mq	pz/mq
30x60	4	80	4,44
30x30	2	20	2,22

















formati sizes	pz/modulo	%/mq	pz/mq
60x60	1	50	1,38
30x60	2	50	2,77












# caratteristiche tecniche technical characteristics

GRES PORCELLANATO SMALTATO GLAZED PORCELAIN TILE  
NORMA DI RIFERIMENTO SPECIFICATION REFERENCE ISO 13006/EN14411 APPENDICE G BIa GL

CARATTERISTICA TECNICA TECHNICAL FEATURE CARACTÉRISTIQUE TECHNIQUE TECHNISCHE EIGENSCHAFT	TEST METHOD	CERAMICHE MARINER
 <b>LUNGHEZZA E LARGHEZZA</b>   LENGTH AND WIDTH LONGUEUR ET LARGEUR   LÄNGE UND BREITE <b>SPESSORE</b>   THICKNESS   ÉPAISSEUR   STÄRKE <b>RETTILINEITÀ SPIGOLI</b>   STRAIGHTNESS OF SIDES RECTITUDE DES ARÊTES   KANTENGERADHEIT <b>ORTOGONALITÀ</b>   RECTANGULARITY ORTHOGONALITÉ   RECHTWINKLIGKEIT <b>PLANARITÀ</b>   SURFACE FLATNESS PLANÉITÉ   EBENFLÄCHIGKEIT <b>ASPETTO</b>   ASPECT   APPARANCE   AUSSEHEN	UNI EN ISO 10545-2	<b>CONFORME</b>   COMPLIANT CONFORME   ENTSPRICHT DEN ANFORDERUNGEN
 <b>ASSORBIMENTO D'ACQUA</b>   WATER ABSORPTION ABSORPTION D'EAU   WASSERAUFNAHME	UNI EN ISO 10545-3	≤ 0,5%
 <b>RESISTENZA A FLESSIONE</b>   FLEXURAL STRENGTH RESISTANCE À FLÉCHISSEMENT   BIEGEFESTIGKEIT <b>MODULO DI ROTTURA</b>   BREAKING STRENGTH MODULE DE RUPTURE   UNTERBRECHUNGSMODUL	UNI EN ISO 10545-4	≥ 35 N/mm <sup>2</sup> ≥ 1300 N
 <b>DETERMINAZIONE DELLA RESISTENZA ALL'URTO</b> DETERMINATION OF IMPACT RESISTANCE RÉSISTANCE AUX CHOCS   BESTIMMUNG DER SCHLAGFESTIGKEIT	UNI EN ISO 10545-5	0,90
 <b>RESISTENZA ALL'ABRASIONE (METODO PEI)</b> ABRASION RESISTANCE (PEI-METHOD) RÉSISTANCE À L'ABRASION (MÉTHODE PEI) WIDERSTAND G. OBERFLÄCHENVERSCHLEISS (NACH PEI-METHODE)	UNI EN ISO 10545-7	<b>DA 3 A 5 IN BASE AL COLORE</b> FROM 3 TO 5, ACCORDING TO COLOR DE 3 À 5, SELON COULEUR VON 3 ZU 5, JE NACHDEM FARBE
 <b>COEFFICIENTE DI DILATAZIONE TERMICA LINEARE</b> THERMAL EXPANSION COEFFICIENT COEFFICIENT DE DILATATION THERMIQUE LINÉAIRE LINEARER WÄRMEAUSSDEHNUNGSKOEFFIZIENT	UNI EN ISO 10545-8	(5,7±5,9) X 10 <sup>-6</sup> /°C
 <b>RESISTENZA AGLI SBALZI TERMICI</b> THERMAL SHOCK RESISTANCE RÉSISTANCE AUX ÉCARTS DE TEMPERATURE WIDERSTANDSFÄHIGKEIT GEGEN TEMPERATURSCHWANKUNGEN	UNI EN ISO 10545-9	<b>RESISTENTE</b>   RESISTANT RÉSISTANT   BESTÄNDIG
 <b>DETERMINAZIONE DELLA DILATAZIONE DOVUTA ALL'UMIDITÀ</b> DETERMINATION OF DILATATION DUE TO HUMIDITY DILATATION DUE À L'HUMIDITÉ   FEUCHTIGKEITSBESTÄNDIGKEIT	UNI EN ISO 10545-10	0,0 mm/m
 <b>DETERMINAZIONE DELLA RESISTENZA AL CAVILLO</b> DETERMINATION OF CRAZING RESISTANCE RÉSISTANCE CRAQUELAGE   HAARRISSBESTÄNDIGKEIT	UNI EN ISO 10545-11	<b>RESISTENTE</b>   RESISTANT RÉSISTANT   BESTÄNDIG
 <b>RESISTENZA AL GELO</b>   FROST RESISTANCE RÉSISTANCE AU GEL   FROSTBESTÄNDIGKEIT	UNI EN ISO 10545-12	<b>INGELIVO</b>   FROST-RESISTANT RÉSISTANT AU GEL   FROSTBESTÄNDIG
 <b>RESISTENZA AGLI AGENTI CHIMICI</b> RESISTANCE TO CHEMICALS RÉSISTANCE CHIMIQUE   CHEMIKALIENBESTÄNDIGKEIT	UNI EN ISO 10545-13	<b>MINIMO CLASSE B</b>   MINIMUM CLASS B MINIMUM CLASS B   MINIMUM KLASSE B
 <b>RESISTENZA ALLE MACCHIE</b>   STAIN RESISTANCE RÉSISTANCE AUX TÂCHES   FLECKENBESTÄNDIGKEIT	UNI EN ISO 10545-14	<b>MINIMO CLASSE 3</b>   MINIMUM CLASS 3 MINIMUM CLASS 3   MINIMUM KLASSE 3
 <b>RESISTENZA ALLO SCIVOLAMENTO</b> SLIP RESISTANCE RÉSISTANCE AU GLISSEMENT BESTIMMUNG DER RUTSCHFESTIGKEIT	DIN EN 16165 ANNEX A (NA.1) BAREFOOT RAMP TEST DIN EN 16165 ANNEX B (NA.2) SHOD RAMP TEST C.o.F B.C.R./D.M. 236 14/6/89 DIGITAL TRIBOMETER D.C.o.F	<b>IN BASE ALLA FINITURA</b> ACCORDING TO THE FINISH SELON LA FINITION JE NACHDEM OBERFLÄCHE
 <b>REAZIONE AL FUOCO</b>   REACTION TO FIRE RÉACTION AU FEU   BRANDVERHALTEN	96/603/CE	A1 <sub>FL</sub> /A1

# caratteristiche tecniche technical characteristics

RIVESTIMENTO WALL TILE  
NORMA DI RIFERIMENTO SPECIFICATION REFERENCE ISO 13006/EN 14411 APPENDICE L BIII GL

CARATTERISTICA TECNICA TECHNICAL FEATURE CARACTÉRISTIQUE TECHNIQUE TECHNISCHE EIGENSCHAFT	TEST METHOD	CERAMICHE MARINER
 <b>LUNGHEZZA E LARGHEZZA</b>   LENGTH AND WIDTH LONGUEUR ET LARGEUR   LÄNGE UND BREITE <b>SPESSORE</b>   THICKNESS ÉPAISSEUR   STÄRKE <b>RETTILINEITÀ SPIGOLI</b>   STRAIGHTNESS OF SIDES RECTITUDE DES ARÊTES   KANTENGERADHEIT <b>ORTOGONALITÀ</b>   RECTANGULARITY ORTHOGONALITÉ   RECHTWINKLIGKEIT <b>PLANARITÀ</b>   SURFACE FLATNESS PLANÉITÉ   EBENFLÄCHIGKEIT <b>ASPETTO</b>   ASPECT   APPARANCE   AUSSEHEN	UNI EN ISO 10545-2	<b>CONFORME</b> COMPLIANT CONFORME ENTSPRICHT DEN ANFORDERUNGEN
 <b>ASSORBIMENTO D'ACQUA</b> WATER ABSORPTION ABSORPTION D'EAU WASSERAUFNAHME	UNI EN ISO 10545-3	> 10 %
 <b>RESISTENZA A FLESSIONE</b>   FLEXURAL STRENGTH RESISTANCE À FLÉCHISSEMENT   BIEGEFESTIGKEIT <b>MODULO DI ROTTURA</b>   BREAKING STRENGTH MODULE DE RUPTURE   UNTERBRECHUNGSMODUL	UNI EN ISO 10545-4	> 600 N ≥ 12 N/mm <sup>2</sup>
 <b>RESISTENZA AGLI SBALZI TERMICI</b> THERMAL SHOCK RESISTANCE RÉSISTANCE AUX ÉCARTS DE TEMPERATURE WIDERSTANDSFÄHIGKEIT GEGEN TEMPERATURSCHWANKUNGEN	UNI EN ISO 10545-9	<b>RESISTENTE</b> RESISTANT RÉSISTANT BESTÄNDIG
 <b>DETERMINAZIONE DELLA DILATAZIONE DOVUTA ALL'UMIDITÀ</b> DETERMINATION OF DILATATION DUE TO HUMIDITY DILATATION DUE À L'HUMIDITÉ   FEUCHTIGKEITSBESTÄNDIGKEIT	UNI EN ISO 10545-10	0,0 mm/m
 <b>RESISTENZA AL CAVILLO</b> CRAZING RESISTANCE RESISTANCE À LA CRAQUELURE HAARRISSBESTÄNDIGKEIT	UNI EN ISO 10545-11	<b>RESISTENTE</b>   RESISTANT RÉSISTANT   BESTÄNDIG
 <b>RESISTENZA ALL'ATTACCO CHIMICO (PRODOTTI CHIMICI DI USO DOMESTICO E ADDITIVI PER PISCINA)</b> CHEMICAL RESISTANCE (CHEMICAL PRODUCTS FOR DOMESTIC USE AND ADDITIVES FOR SWIMMING POOL) RÉSISTANCE À L'ATTAQUE CHIMIQUE (PRODUITS CHIMIQUES À USAGE DOMESTIQUE ET ADDITIFS POUR PISCINE) BESTÄNDIGKEIT GEGEN CHEMIKALIEN (CHEMISCHE PRODUKTEN FÜR DEN HÄUSLICHEN GEBRAUCH UND ZUSATZSTOFFEN FÜR SCHWIMMBAD)	UNI EN ISO 10545-13	<b>MINIMO CLASSE B</b> MINIMUM CLASS B MINIMUM CLASSE B MINIMUM KLASSE B
 <b>RESISTENZA ALLE MACCHIE</b> STAIN RESISTANCE RÉSISTANCE AUX TÂCHES FLECKENBESTÄNDIGKEIT	UNI EN ISO 10545-14	<b>MINIMO CLASSE 3</b> MINIMUM CLASS 3 MINIMUM CLASSE 3 MINIMUM KLASSE 3
 <b>REAZIONE AL FUOCO</b>   REACTION TO FIRE RÉACTION AU FEU   BRANDVERHALTEN	96/603/CE	A1 <sub>FL</sub> /A1



**OGGETTO DELLA FORNITURA.** La fornitura comprende esclusivamente quanto indicato nella conferma d'ordine. Eventuali caratteristiche e dati risultanti da cataloghi o illustrazioni sono sempre approssimativi ed è quindi facoltà della Venditrice apportare quelle variazioni che si ritenessero opportune senza obbligo di preavviso.

**ORDINI.** Sono sempre impegnativi per il Compratore: la Venditrice sarà vincolata solo dopo la conferma scritta. Si intende comunque che ogni ordine viene fatto con la completa accettazione da parte del Compratore di tutte le condizioni generali stabilite dalla Venditrice. Nell'ordinazione dovranno essere contemplati soltanto articoli di produzione corrente: non saranno comunque oggetto di conferma quei materiali per i quali la Venditrice in dipendenza di esigenze interne o di mercato, ha ritenuto opportuno sospendere la produzione. Ogni ordine deve essere inoltrato per iscritto, anche se, per ragioni di urgenze dovesse essere preceduto da comunicazione telefonica.

**TRATTATIVE.** Quanto contemplato nella conferma della Venditrice annulla eventuali accordi o trattative che non siano riportati nella conferma stessa.

**TERMINE DI CONSEGNA.** Decorre dalla data di conferma d'ordine e deve intendersi come approssimativo: esso non costituisce comunque condizione essenziale e può essere prorogato di diritto dalla Venditrice per cause indipendenti dalla proprio volontà.

**SPEDIZIONE.** La spedizione si intende effettuata al momento in cui la fornitura viene messa a disposizione dell'acquirente o all'atto della consegna al vettore. Sono ammesse spedizioni anche parziali senza che ciò debba costituire per il Cliente causa di ritardo.

**TRASPORTO.** La merce, salvo specifico patto contrario scritto, è sempre venduta franco Stabilimento Ceramiche Mariner S.P.A. e viaggia a rischio e pericolo del Compratore anche se la Venditrice si fosse assunta l'onere della consegna a domicilio. Il Compratore è tenuto a precisare al momento dell'ordine dettagliate modalità di trasporto: la Venditrice spedisce la merce col mezzo ritenuto più opportuno qualora mancassero preventive indicazioni al riguardo, senza che ciò costituisca per il Compratore motivo di reclamo.

**ASSICURAZIONE.** Se richiesta è sempre a carico dell'acquirente.

**IMBALLO.** Salvo accordi diversi, preventivamente accettati dalla Venditrice, l'imballo sarà sempre in cartoni: avvenuta la consegna all'acquirente o al vettore senza reclami o riserve, cessa ogni responsabilità della Venditrice. Gli Europallet verranno addebitati in fattura a 10,00 €/cad. con possibilità di reso, previa richiesta di autorizzazione, con trasporto a carico dell'acquirente.

**RECLAMI.** I reclami relativi ad eventuali ammanchi o rotture dovranno essere fatti esclusivamente al vettore: qualunque altro reclamo relativo alla natura e caratteristiche del materiale dovrà essere tempestivamente inoltrato alla Venditrice a mezzo lettera raccomandata, non oltre in ogni caso 10 gg. dal ricevimento della merce. Trascorso tale termine si intende che la merce è stata vista ed accettata nello stato in cui si trova.

**CARATTERISTICHE MATERIALI.** Le tonalità dei colori campiona-

ti hanno carattere puramente indicativo, così come la possibilità di ripetere tonalità precedentemente fornite, non rappresenta impegno per la fornitrice e motivo di reclamo per l'acquirente.

**GARANZIA.** La Venditrice garantisce la qualità di quanto fornito conformemente alle scelte richieste dal Compratore: si impegna a sostituire in pari quantità quei materiali che, a suo insindacabile giudizio, dovessero presentare difetti tali da non essere considerati conformi all'ordine, senza peraltro essere tenuta a risarcimento di danni diretti o indiretti di qualsiasi ragione. La garanzia non è trasferibile ed è valida soltanto nei confronti dell'acquirente cui è intestata la fattura di vendita.

**CONTESTAZIONI.** Nel modo più assoluto non saranno presi in esame i reclami riferenti a materiali già in opera. In ogni caso, anche qualora il Compratore ritenesse di poter vantare reclami o diritti, non sono ammissibili ritardi o sospensioni di pagamento in corso.

**INADEMPIENZE E INSOLVENZE.** In caso di mancato o ritardato pagamento totale o parziale, sarà facoltà della Venditrice risolvere in tutto o in parte qualsiasi contratto in atto, facendo valere ogni suo diritto.

**PREZZI.** Si intendono sempre riferiti al listino in vigore al momento della conferma della Venditrice. Sono sempre relativi a merce franco stabilimento e non comprendono quindi altri oneri come I.V.A bolli o tasse di qualsiasi natura, che saranno sempre a carico del Compratore.

**PAGAMENTI.** I pagamenti dovranno essere effettuati come indicati nella conferma d'ordine: a tutti gli effetti il luogo del pagamento resta fissato nella sede di Ceramiche Mariner S.P.A. anche se effettuati a mezzo di personale autorizzato, rimessa diretta, tratte autorizzate o effetti.

La Venditrice ha facoltà di porre in circolazione i titoli ricevuti in pagamento, i quali si intendono sempre accettati prosolvendo e salvo buon fine. L'inosservanza dei termini di pagamento dà diritto alla Venditrice:

- di esigere gli interessi di mora al tasso commerciale corrente più le spese;
- di emettere tratte ritenendole autorizzate in luogo dei pagamenti pattuiti per rimessa diretta;
- di sospendere ogni evasione di ordini in corso;
- in caso di protesti di esigere a vista l'importo totale dovute.

**SPESE TRATTE.** Gli oneri relativi al bollo delle tratte emesse dalla Venditrice sono a carico dell'acquirente e saranno conteggiati in fattura e comprese nella tratta stessa.

**FORO.** Qualsiasi controversia dipendente o conseguente da contratti con Ceramiche Mariner S.P.A., anche se riferibili ad affari trattati da propri dipendenti o incaricati fuori dalla propria Sede, unico Foro competente è quello di Reggio Emilia.

**RISERVA DI PROPRIETÀ.** La merce resta di proprietà di Ceramiche Mariner S.P.A. fino a suo completo pagamento.

**OBJECT OF THE SUPPLY.** The supply includes what indicated in the order confirmation only. Given features and information in catalogues or illustrations are always approximate and it is therefore the seller's right to make any variations considered necessary without advance warning.

**ORDERS.** These are always binding for the purchaser: the seller shall only be committed after written confirmation. It is, however, understood that each order is placed with the purchaser's full acceptance of all general conditions established by the seller. Articles of current production only shall be contemplated in the order: those production's materials of which the seller has considered it advisable to suspend owing to internal or market requirements shall not therefore be subject to confirmation. Every order shall be made in writing although this can be preceded by a telephone call in the event of urgent need.

**NEGOTIATION.** Everything indicated in the seller's confirmation voids an agreement or negotiation which may not be included in the confirmation itself.

**DELIVERY TERM.** This runs from the date of the order confirmation and shall be considered as approximate: it shall not, in any case, be considered an essential condition and may be extended by the seller in the event of unforeseen circumstances.

**DISPATCH.** Dispatch is understood to have been made the moment in which the goods are placed at the purchaser's disposal on deliver to the carrier. Partial dispatches are also permitted without this being considered by the customer as cause of delay.

**TRANSPORT.** Except specific written agreement, which tells the contrary, the goods are always understood as having been sold ex works Ceramiche Mariner S.P.A. and travel at the purchaser's risk even when the seller has assumed the charge of delivery at the purchaser's. The purchaser undertakes to live details about the means of transport when placing the order: failing this, the seller shall dispatch the goods via the means considered the most opportune without this entitling the purchaser to make claims.

**INSURANCE.** If requested, is always under the purchaser's charge.

**PACKAGING.** Except different agreement accepted by the seller packaging shall always be in boxes: all seller's responsibilities shall cease once delivery has been made to the purchaser or carrier without claims or reserves. We will charge 10€/each Europallet on invoice, with the possibility of returning them, under request of authorisation; transport costs are at the expense of the customer.

**CLAIMS.** Claims about missing goods or breakages shall only be made to the carrier. Any other claim concerning the nature or features of the material shall be immediately forwarded to the seller by means of registered letter no later than 10 days following receipt of goods themselves. Once this terms has elapsed the goods shall be understood to have been examined and accepted as they are.

**FEATURES OF THE MATERIALS.** The shades of the sample colours are purely indicative while the possibility of repeating previously supplied colour tones shall not be binding for the seller and shall not entitle the purchaser to make claims.

**GUARANTEE.** The seller guarantees the quality of the supplied

materials according to the grades requested by the purchaser: the seller undertakes to replace in equal quantities those material which, according to his final judgement, present defects as to be considered not in compliance with the order, without, moreover, being obliged to refund of direct or indirect damages for any reason whatsoever.

The guarantee cannot be transferred and shall only be valid for the purchaser to whom the sales invoice is made for.

**DISPUTES.** In no case shall claims pertaining to already laid materials be considered. Moreover, in no case shall delays or suspensions of payments in progress be permitted even if the purchaser considers himself entitled to make claims.

**DEFAULTS AND INSOLVENCIES.** In case of total or partial unfulfilled or delayed payment the seller shall have the right to completely or partially withdraw from a contract in progress and to demand all his rights.

**PRICES.** These are always understood to refer to the price list in force at the moment of the seller's confirmation.

They always pertain to goods delivered ex works and do not, therefore, include other charges such as VAT, stamps or taxes of any nature which shall be under the purchaser's charge.

**PAYMENTS.** Payment shall always be fulfilled as indicated on the order confirmation: in any case, the place of payment shall always be the registered offices of Ceramiche Mariner S.P.A. even if it's made through authorized staff's direct remittance, authorized drafts or bills. The seller has the rights to circulate the instruments received in payment which shall always be understood to have been accepted pro solvendo and subject to collection. Failure to comply with the terms of payment entitles the seller to:

- exact the arrears interests at the current commercial rate, plus expenses;
- issue drafts, considering them authorized in place of the agreed payments by direct remittance;
- suspend fulfilment of orders in progress;
- in the event of protests, to exact the total due sum on sight.

**DRAFT EXPENSES.** Charges pertaining to the stamps on the drafts issued by the seller shall be at the Purchaser's charge, calculated in future and included in the draft itself.

**COMPETENT COURT.** The only competent court shall be that of Reggio Emilia for all disputes resulting from or following contracts with Ceramiche Mariner S.P.A. even when they concern business negotiated by employees of the company or authorized persons outside the registered offices.

**RESERVE OF PROPERTY.** All goods shall remain the property of Ceramiche Mariner S.P.A. until payment is made in full.



# Istruzioni per la cura e la manutenzione del gres porcellanato

## PULIZIA FINALE DOPO L'INSTALLAZIONE

Leggere sempre attentamente le istruzioni fornite dal produttore dello stucco che si sta utilizzando per la posa delle piastrelle.

Seguendo le indicazioni e le tempistiche fornite dal produttore, spazzare il pavimento. Entro 48 ore dalla stuccatura e prima che lo stucco indurisca definitivamente, bagnare il pavimento con i detergenti consigliati in etichetta o scheda tecnica dello stucco.

Usa l'esatta diluizione del detergente suggerito dal produttore stesso, adatto alla tua superficie (liscia o ruvida). Stendere la soluzione di detergente utilizzando un mop o una spazzola rotante per grandi superfici utilizzando i dischi idonei. Lasciare agire la soluzione per i tempi suggeriti dal produttore del detergente.

Risciacquare con acqua tiepida e panni puliti e ripetere più volte fino ad eliminare tutte le macchie ed i residui di stucco. Assicurarsi di cambiare più volte l'acqua di risciacquo. Completare la pulizia con l'operazione di asciugatura. Prestare attenzione per evitare il contatto della soluzione detergente con altri materiali (metallo, marmo, ecc.). Fare sempre attenzione ed utilizzare i DPI indicati dal produttore dei detergenti.

### ATTENZIONE!!

Lo stucco epossidico non può essere pulito a completo indurimento se non meccanicamente con rischi per la superficie delle piastrelle. Per maggiori informazioni e consigli, consultare i suggerimenti del produttore della boiacca sui tempi delle operazioni di pulizia. Bisogna fare attenzione ai prodotti intarsiati, lucidati ed antiscivolo. Nel particolare per i prodotti antiscivolo, l'utilizzo di una macchina lavapavimenti abbinato all'azione di un detergente acido aiuta a raggiungere gli spazi tra piastrelle adiacenti ed a pulirle adeguatamente. Se tale operazione di pulizia non viene eseguita, o se tale pulizia viene eseguita troppo tardi, il residuo di stucco crea un film estremamente assorbente, che trattiene lo sporco, rendendo difficile la pulizia della superficie e determina un progressivo cambiamento dell'aspetto iniziale della piastrella. In questo caso Ceramiche Mariner s.p.a. non sarà responsabile per eventuali danni causati alla superficie.

## CURA E MANUTENZIONE DELLE PIASTRELLE

Se si seguono le regole di pulizia dopo l'installazione, la manutenzione ordinaria, ovvero la pulizia quotidiana per rimuovere lo sporco dal traffico e l'uso generale della superficie piastrellata, è ragionevolmente facile. Ricordiamo che il gres porcellanato è un prodotto dalle ottime caratteristiche tecniche che consentono il massimo grado di resistenza all'usura meccanica e resistenza agli acidi (ad eccezione dell'acido fluoridrico e suoi derivati) ed agli alcali. La manutenzione ordinaria deve essere eseguita utilizzando detergenti specializzati per rimuovere le macchie, ma questi detergenti non devono lasciare residui di cera, film o membrana che modifichino la superficie propria della piastrella.

Risciacquare bene con abbondante acqua pulita dopo la procedura di pulizia. Si sconsiglia l'uso di prodotti che dichiarano di "non necessitare di risciacquo". I prodotti dai colori vivaci, in particolare le piastrelle bianche e soprattutto quelle con finitura lucida o levigata, sono più delicati e tendono a macchiarsi più fa-

cilmente rispetto alle piastrelle più scure. È necessario ricordare che questi particolari prodotti richiedono un'attenta manutenzione. Si informa che la normativa ISO 13006 allegato G, relativa alla Resistenza alle macchie (ISO 10545-14), non copre le macchie di gomma (scarpe, tacchi, tappetini, etc ...) soprattutto dove questo tipo di macchie sono frequenti. Pertanto, Ceramiche Mariner s.p.a. non sarà ritenuto responsabile per tali danni alla superficie di questi prodotti. Tutti i tipi di superficie della gamma Mariner possono essere lavati con acqua pulita e detergente appropriato. Si consiglia una pulizia periodica con prodotti basici o un prodotto basico micro-schiumogeno per gres porcellanato, seguita da un accurato risciacquo ed asciugatura.

## PULIZIA EXTRA

Eventuali macchie o segni possono essere rimossi abbastanza facilmente poiché il gres porcellanato ha proprietà di assorbimento molto basse e resiste agli acidi ed alle basi.

A seconda del tipo di macchia, puoi usare:

- ACIDI per macchie INORGANICHE,
- BASI per tinte ORGANICHE,
- SOLVENTI per tinte SINTETICHE.

Deve essere evitato l'uso di comuni acidi aggressivi (come ad esempio l'acido muriatico). Questi prodotti rimuovono i residui di stucco ma danneggiano anche irrimediabilmente lo stucco all'interno del giunto. Prestare attenzione anche a tutti i prodotti contenenti ACIDO FLUORIDO (HF) IN QUANTO DANNEGGIANO IRREPARABILMENTE TUTTI I TIPI DI SUPERFICI CERAMICHE E VETROSE. Per informazioni sui prodotti adeguati al tipo di macchia, facilmente reperibili in commercio, fare riferimento alla scheda tecnica del produttore.

### ATTENZIONE!!

I suggerimenti di cui sopra sono il risultato di ricerche, test di laboratorio e diversi anni di esperienza. Tuttavia, le caratteristiche di pulizia dei materiali possono variare sensibilmente a seconda delle diverse modalità di posa, condizioni di utilizzo, tipologia di superficie e destinazione. Come regola generale, maggiori sono i valori di antiscivolo delle piastrelle, maggiormente possono sorgere gli inconvenienti di pulizia. L'operatore professionale addetto alla manutenzione ed alla pulizia dovrà sempre verificare lo stato della superficie prima di procedere con qualsiasi operazione di pulizia e/o manutenzione. Si consiglia di testare alcune piastrelle prima dell'installazione. Ceramiche Mariner s.p.a. declina ogni responsabilità con riferimento ad operazioni di pulizia e manutenzione in caso di condizioni di utilizzo gravose (quali officina meccanica o locali che presentino residui oleosi o impronte di pneumatici), cattiva installazione o errate operazioni di pulizia. Resta inteso che Ceramiche Mariner non sarà responsabile per alcun evento, danno o difetto dovuto ad errata posa delle piastrelle, ad errate operazioni di pulizia e manutenzione o ad inadeguata scelta del tipo di materiale da posare o degli adesivi utilizzati in una determinata destinazione d'uso.

# Care and maintenance instructions for gres porcelain tiles



## FINAL CLEANING AFTER INSTALLATION

Always read carefully the instructions provided by the manufacturer of the grout that you are using for the installation of your tiles. Following the timing indications of the manufacturer, then sweep the floor. Within 48 hours from grouting and before the grout hardens definitively, wet the floor with the cleaning agents recommended on the label or technical sheet of the grout. Use the exact dilution of the cleaning agent suggested by the producer itself, suitable for your surface (smooth or textured). Spread the solution especially made for stoneware using a mop or a rotary brush for large surfaces, and featuring suitable discs, and let the solution work for the timing suggested by the producer of the cleaning agent. Rinse with warm water and clean cloths and repeat several times until all stains and residues have been eliminated. Make sure to change rinsing water several times. Complete by drying. Pay attention to prevent contact of the cleaning solution with other materials (metal, marble, etc.). Always take care to use the PPE indicated by the manufacturer of cleaning agents.

### ATTENTION!!

Epoxy-Based grout cannot be cleaned when it has completely hardened other than mechanically with risks to the surface of the tiles. For more information and recommendations, consult the grout manufacturer suggestions about the timing of cleaning operations. Care must be taken on inlaid, polished and anti-slip products. In particular for anti-slip products, the use of a floor-washing machine combined with the action of an acid detergent helps reach the spaces between adjacent tiles and clean them properly. If such a cleaning procedure is not carried out, or if such cleaning is carried out too late, the grout residue creates an extremely absorbent film, which holds dirt, making the surface difficult to clean: in this case, Ceramiche Mariner s.p.a. will not be liable for any damage caused to the surface.

## CARE AND MAINTENANCE OF TILES

If the cleaning rules after installation are followed, routine maintenance, i.e. everyday cleaning to remove dirt from traffic and general use of the tiled surface, is reasonably easy. We would like to remind you that porcelain stoneware is a product with excellent technical features which allow for the highest grade of mechanical wear and resistance to acids (except for hydrofluoric acid and its derivatives) and alkalis. Ordinary maintenance must be carried out using specialist detergents to remove stains, but these detergents must not leave a wax, film or membrane residue that modify the own surface of the tile. Rinsing well with plenty of clean water after cleaning procedure. We advise against the use of products which state that

they "do not need rinsing". Bright colored products, in particular white tiles, especially those with a polished or honed finish, are more delicate and they tend to stain more easily than darker tiles. It is necessary to remember that these particular products require careful maintenance. We would like to inform you that, the ISO 13006 annex G standards, concerning Resistance to staining (ISO

10545-14), do not cover rubber stains (shoes, heels, mats, etc...) especially where these kinds of stains are frequent. Therefore, Ceramiche Mariner s.p.a. will not be held liable for any such damage to the surface of these products. All types of surface of the brand Mariner range can be washed with clean water and the appropriate cleaning agent. We recommend periodical cleaning with basic products or a micro-foaming basic product for porcelain stoneware, followed by thorough rinsing and drying.

## EXTRA-DUTY CLEANING

Any stains or marks can be removed quite easily since porcelain stoneware has very low absorption properties and resists acids and bases.

Depending on the type of stain, you can use:

- ACIDS for INORGANIC stains,
- BASES for ORGANIC stains,
- SOLVENTS for SYNTHETIC stains.

The use of common aggressive acids (such as muriatic acid for instance) must be avoided. These products remove residues of grout but also irreparably damage the grout within the joint. Also pay attention to all products containing HYDROFLUORIC ACID (HF) SINCE THEY IRREPARABLY DAMAGE ALL TYPES OF CERAMIC SURFACES. For information about products appropriate for the type of stain, which can be easily found on the market, refer to the producer technical sheet

## WARNING

The above suggestions are a result of research, laboratory tests and several years' experience. However, the cleaning features of the materials may vary significantly according to the different installation methods, conditions of use, types of surface and destination. As a general rule, the higher the anti-slip values of the tiles are, the greater cleaning inconveniences may arise. The professional operator in charge of maintenance and cleaning shall always check the surface condition before proceeding with any cleaning and/or maintenance operation. We suggest to test some tiles before installation. Ceramiche Mariner s.p.a. declines any liability with reference to cleaning and maintenance operations in case of heavy conditions of use (such as mechanical workshop or spaces presenting oily residues or tyre marks), bad installation work or wrong cleaning operations. It is agreed that Ceramiche Mariner shall not be liable for any event, damage or defect due to wrong installation of the tiles, faulty cleaning and maintenance operations or inadequate choice of the type of material to be laid or of the adhesives used in a certain destination of use.



## certificazioni certifications

L'EDP (Environmental Product Declaration) è una dichiarazione ambientale di prodotto, certificata e volontaria che attesta gli impatti ambientali del ciclo di vita del prodotto a cui è riferito. Costituisce un utile strumento nella scelta dei prodotti a valenza ambientale contribuendo al raggiungimento di crediti per la certificazione LEED. Ceramiche Mariner, assieme agli altri principali produttori del settore ceramico, ha partecipato allo studio di EPD media settoriale patrocinato da Confindustria Ceramica.




The EDP (Environmental Product Declaration) is a product's environmental declaration, certificated and voluntary, which certifies the life-cycle's environmental impacts of each product. It constitutes an useful instrument for choosing environmental value products, contributing to the achievement of credits for the LEED certification. Ceramiche Mariner, together with other main manufacturers of the ceramic branch, took part in the average sectoral EPD study, sponsored by Confindustria Ceramica.

La gamma dei prodotti di Ceramiche Mariner contiene al suo interno serie che godono del marchio di conformità QB UPEC. La classificazione UPEC, associata al marchio di certificazione QB, attesta l'idoneità dei prodotti in relazione alla destinazione d'uso. Le quattro lettere indicano il grado di prestazione rispettivamente agli ambiti: U: usura da calpestio P: caduta e spostamento di oggetti mobili e fissi E: presenza di acqua C: resistenza a macchie ed agenti chimici. Verifica quali prodotti godono della classificazione QB UPEC direttamente sul PORTALE CSTB.



Ceramiche Mariner's series include QB-UPEC-conformity-marked products. UPEC classification, associated with the QB certificate mark, certifies the suitability of the products according to their final use. The four letters indicate the performance grade, according to:  
U: usury due to foot traffic P: fall and displacement of movable and fixed objects E: presence of water  
C: resistance to stains and chemicals  
Verify which products benefit from QB UPEC certification, directly on PORTALE CSTB

Questa classificazione consente di valutare il livello di Composti Organici Volatili (COV) che un prodotto è in grado di liberare all'interno di un ambiente chiuso. I COV sono pericolosi per l'ambiente e per la salute. Si trovano essenzialmente nei materiali a base di solventi come vernici, adesivi, trattamenti per il legno, ecc. Le piastrelle ceramiche vantano la classificazione A+, dal momento che non emettono nell'ambiente alcuna sostanza tossica.



This certificate enables customers to estimate the Volatile Organic Compounds (COV), which a product may release in an indoor environment. The COVs are dangerous for the environment and for people's health and are located into solvent-based materials, such as paint, stickers, wood treatment, etc. Glazed ceramic tiles claim A+ classification, as they do not release any toxic substance into the environment.

Il marchio "Ceramics of Italy" è il marchio distintivo dell'industria ceramica italiana. Identifica i prodotti di ceramica MADE IN ITALY ed il sistema di valori sociali, ecologici ed estetici propri delle aziende italiane. Il marchio "Ceramics of Italy" valorizza questo importante patrimonio storico, culturale e produttivo.



"Ceramics of Italy" mark is the distinctive mark of the Italian ceramic tile industry. It identifies the "MADE IN ITALY" ceramic products and the Italian companies' system of social, ecological and aesthetic values. "Ceramics of Italy" mark enhance the value of this important historical, cultural and manufacturing heritage.

## certificazioni certifications

Il Saudi Quality Mark è un marchio di proprietà SASO (organizzazione per gli standard metrologici dell'Arabia Saudita). L'apposizione del marchio è consentita esclusivamente su prodotti che hanno dimostrato la conformità agli standard sauditi, fabbricati in una struttura che dispone di un sistema di gestione efficace per garantire la conformità continua ai requisiti richiesti. L'intera produzione di gres porcellanato di Ceramiche Mariner ha ottenuto l'autorizzazione all'apposizione del marchio SQM. La conformità a tali requisiti viene verificata con frequenza annuale, per conto di SASO, da un ente certificatore esterno attraverso accurate visite ispettive.



The Saudi Quality Mark is a SASO (the organisation for Saudi Arabia's metrology standards) property mark. The mark-affixing is allowed only on those products which had shown conformity to the Saudi standards, manufactured in a facility which disposes of an efficient managing system, that can guarantee a constant conformity to the requested requirements. Ceramiche Mariner's whole ceramic tile production achieved the authorization to affix the S-QM mark. The conformity of these standards is annually checked through accurate onsite inspections from an external certifying agent, on behalf of SASO.

L'intera produzione in gres porcellanato di Ceramiche Mariner possiede la certificazione di prodotto in classe A, obbligatoria per la vendita nel mercato cinese. La certificazione CCC verifica il valore di radioattività del prodotto in relazione alla sicurezza ed alla salute dell'utilizzatore finale. Questa certificazione è rilasciata esclusivamente da istituti accreditati dalle Autorità cinesi.



Ceramiche Mariner entire porcelain tile production owns the "class A product" certification, mandatory for retailing in the Chinese market. The CCC Certification verifies the radioactivity value of each product, in relation to the final customer's safety and health. This certificate is issued by Chinese-Authorities-accredited institutes only.

Ceramiche Mariner assolve agli obblighi derivanti dalla marcatura CE richiesta dall'Unione Europea a salvaguardia della salute e della sicurezza delle persone.



Ceramiche Mariner fulfills the obligations which arise from CE labelling, requested from the European Union in order to safeguard people's safety and health.

Ceramiche Mariner assolve agli obblighi derivanti dalla marcatura UKCA, come richiesto dalle normative vigenti nel Regno Unito, garantendo la conformità del suo prodotto.



Ceramiche Mariner fulfills the obligations arising from the UKCA marking, as required by the United Kingdom regulations, granting the compliance of its product.



MARINER CERAMICHE  
CATALOGO GENERALE 2024

coordinamento Ceramiche Mariner  
ambientazioni e grafica G&CO



# listino prezzi price list 2024



CODICE PREZZO	VENDUTO	MAGAZZINO
1	3,70	2,40
2	4,10	2,60
3	4,50	2,90
4	4,60	3,20
5	4,70	3,69
6	4,90	3,70
7	5,30	4,00
8	5,60	4,40
9	6,00	4,70
10	6,40	4,90
11	6,70	5,30
12	7,00	5,60
13	7,40	5,90
14	7,70	6,30
15	8,00	6,60
16	8,30	6,90
17	8,60	7,10
18	9,00	7,40
19	9,30	7,60
20	9,50	7,90
21	9,80	8,30
22	9,90	8,60
23	10,30	8,60
24	11,00	9,00
25	11,20	9,20
26	11,30	9,40
27	11,30	9,70
28	11,40	9,90
29	12,00	10,10
30	12,40	10,20
31	12,50	10,30
32	13,00	10,70
33	13,20	11,00
34	13,30	11,00
35	14,00	11,30
36	13,70	11,60
37	14,00	11,80
38	14,20	12,10
39	14,30	12,20
40	14,60	12,30
41	14,70	12,50
42	14,90	12,70
43	15,10	13,10
44	15,50	13,30
45	15,80	13,60
46	15,90	13,80
47	16,00	14,00
48	16,70	14,30
49	17,40	14,60
50	17,40	14,80
51	17,60	15,10
52	17,80	15,20
53	17,90	15,50

CODICE PREZZO	VENDUTO	MAGAZZINO
54	18,40	15,90
55	18,70	16,20
56	19,00	16,60
57	19,50	16,80
58	19,70	16,90
59	19,80	17,10
60	19,90	17,20
61	20,10	17,50
62	20,50	17,90
63	20,80	18,20
64	21,30	18,60
65	21,60	18,90
66	21,90	19,20
67	22,70	19,50
68	23,50	19,80
69	23,80	20,10
70	25,80	20,40
71	26,20	20,70
72	27,30	21,00
73	27,60	21,20
74	27,90	21,60
75	28,20	21,90
76	28,50	22,10
77	28,50	22,40
78	29,40	22,70
79	29,60	22,90
80	29,70	23,30
81	29,90	23,70
82	30,10	24,10
83	30,80	24,30
84	31,40	24,70
85	32,00	25,00
86	32,10	25,20
87	32,20	25,60
88	32,50	25,90
89	33,40	26,30
90	38,80	26,60
91	34,00	26,90
92	34,10	27,10
93	34,30	27,30
94	34,40	27,50
95	34,60	27,70
96	34,70	27,80
97	34,80	27,90
98	34,90	28,10
99	35,00	28,40
100	35,10	28,50
101	35,30	28,60
102	35,40	28,80
103	35,80	29,00
104	36,00	29,40
105	36,00	29,40
106	36,20	30,00

LEGENDA  
KEY

000

Prezzo al mq  
Price at sqm

000

Prezzo al pezzo  
Price at piece

000

Prezzo al mq/tassative scatole complete  
Price at sqm / only complete boxes



# listino prezzi price list 2024



CODICE PREZZO	VENDUTO	MAGAZZINO
107	36,60	30,20
108	36,90	30,40
109	37,30	30,70
110	37,90	30,90
111	38,00	31,00
112	38,40	31,30
113	38,50	31,30
114	38,60	31,60
115	38,80	31,90
116	39,00	32,30
117	39,30	32,50
118	39,50	32,80
119	39,60	33,10
120	40,00	33,50
121	40,40	34,00
122	40,80	34,30
123	41,20	34,80
124	41,50	34,90
125	42,60	35,00
126	43,00	35,40
127	43,50	35,90
128	43,80	36,20
129	44,30	36,70
130	51,20	42,50
131	45,30	37,70
132	45,40	37,80
133	45,80	38,10
134	46,20	38,30
135	46,50	30,70
136	46,80	39,00
137	47,00	39,40
138	47,00	39,80
139	47,20	40,10
140	47,50	41,20
141	48,20	41,20
142	49,10	41,90
143	49,70	41,60
144	29,90	42,90
145	50,00	43,30
146	51,90	44,90
147	53,50	46,50
148	55,00	48,20
149	56,70	49,70
150	57,70	50,50
151	58,70	51,50
152	59,70	52,50
153	61,50	53,40
154	62,80	55,20
155	64,10	54,10
156	65,60	59,00
157	66,40	60,00
158	67,40	60,99
159	68,20	61,90

CODICE PREZZO	VENDUTO	MAGAZZINO
160	69,20	62,80
161	70,10	63,60
162	71,00	64,40
163	71,80	65,00
164	72,50	65,60
165	73,30	66,30
166	74,10	67,00
167	75,00	67,80
168	75,60	68,50
169	77,60	70,50
170	79,50	72,40
171	81,50	74,40
172	83,50	76,30
173	85,40	78,30
174	87,40	80,30
175	88,30	80,80
176	89,40	81,80
177	90,30	82,80
178	91,30	88,70
179	92,40	84,80
180	93,40	85,80
181	110,80	103,40
182	128,40	120,80
183	145,80	138,40
184	155,80	155,80
185	156,00	156,00
186	165,00	165,00
187	167,30	167,30
188	177,30	177,30
189	200,90	200,90
190	236,30	236,30
191	519,90	519,90
192	94,50	87,60
193	104,40	96,40
194	263,90	263,90
195	321,20	321,20
196	275,30	275,30
197	96,40	90,10
198	98,10	89,40
199	102,10	95,20
200	107,80	101,60
201	111,30	105,00
202	114,50	107,80
203	118,90	111,20
204	286,80	286,80
205	413,00	413,00
206	435,90	435,90

made in **Italy**

**Ceramiche MARINER spa**

Sede Legale e Operativa  
Via Fiandre, 28 42014 Castellarano (RE) Italy

Unità Produttiva  
Via Radici in Monte, 9  
42014 Roteglia di Castellarano (RE) Italy  
Telefono +39 0536 858266 Fax+39 0536 859779  
info@cermariner.it [www.cermariner.it](http://www.cermariner.it)

LEGENDA  
KEY

000

Prezzo al mq  
Price at sqm

000

Prezzo al pezzo  
Price at piece

000

Prezzo al mq/tassative scatole complete  
Price at sqm / only complete boxes